



Fourth Quarter 2025 Financial Report



For the Quarter Ended
December 31, 2025

Satpal Singh Sidhu, County Executive

Compiled and Presented by the
Administrative Services Department
Finance Division

Randy Rydel, Finance Director

March 24th, 2026



General Fund Summary	1
Executive Summary	1
General Fund Revenue - Budget vs. Actual	3
General Fund Revenue through December 31 st - Compared to Prior Years	4
General Fund Revenue Notes	5
General Fund Expenditures - Budget vs. Actual	7
General Fund Expenditures through December 31 st - Compared to Prior Years	9
General Fund Expenditure Notes	11
General Fund Conclusion	13
Other Fund Charts	14
Fund Chart Reader's Guide	14
Special Revenue & Other Funds	15
Capital Project Funds	26
Enterprise & Internal Service Funds	28
Project Budget Funds	29

Whatcom County Fourth Quarter 2025 Financial Report

For the Quarter Ended December 31, 2025



Executive Summary

The financial information presented in this report is preliminary and unaudited. Figures are subject to change as year-end closing entries, accruals, and adjustments are finalized. A final audited report will be issued following completion of the annual audit process and will not be reissued in this format.

This report presents Whatcom County's financial performance for the full year 2025 (January through December) compared with the same period in 2024.

At the end of the fourth quarter, the General Fund collected 101.3% of its amended revenue budget, totaling \$134.1 million, and spent 92.6% of its amended expenditure budget, totaling \$132.1 million. Overall revenues exceeded the amended budget by approximately \$1.7 million. Strong property tax performance, higher intergovernmental receipts, and increased miscellaneous revenues drove the positive result, more than offsetting a significant decline in other financing sources following the expiration of American Rescue Plan Act (ARPA) funding on December 31, 2024.

The County Council approved a 9.8% increase in property taxes for 2025, generating approximately \$4.2 million in additional yearly revenue. Along with new construction additions and adjustments in delinquent and diverted road tax collections, total property tax collections rose by \$4.6 million, or 13.9%, compared to 2024. Intergovernmental revenues increased \$4.3 million, or 15.6%, mainly due to recognizing \$2.7 million in previously deferred federal Local Assistance and Tribal Consistency Funding (LATCF) and increased grant funding for water rights adjudication and other programs. Although managed through the Sheriff's Office budget, LATCF is a general government resource not restricted to Sheriff operations.

Sales tax collections remain a concern. Full-year General Fund sales tax collections showed only modest growth of 1.8%, or \$468,234, compared to 2024. Early 2026 data is not encouraging. Sales taxes collected in January 2026—and distributed to the County in March 2026—totaled \$1,672,548, a 3.6% decline from the same distribution in 2025, despite an expanded tax base from new sales taxes implemented in late 2025. The County is conducting a review of sales tax collections from 2006 to present to identify historical patterns across varying economic conditions. The results of that analysis will inform 2026 budget monitoring and any discretionary spending adjustments.

Expenditures remain well managed. Total General Fund spending increased by less than 1%, approximately \$100,000, compared to 2024—a notable result given ongoing cost pressures. Benefits came in below budget across most departments, in part due to a mid-year reduction in employer retirement contribution rates effective July 1, 2025. All departments spent within their approved budget authority.

The General Fund concluded 2025 with an estimated fund balance of around \$33.7. This estimate accounts for the recognition of \$2.7 million in LATCF funds and \$1.4 million of Opioid Response funds in 2025 operations and a projected budget lapse consistent with observed year-end spending patterns.

Other Funds of Note

Countywide Emergency Medical Services Fund (Fund 1240): The EMS Fund collected revenues above its amended budget at 109.7%, a positive result. However, total revenues declined compared to 2024 due to lower receipts from the Government Entity Medical Transportation (GEMT) reimbursement program, which is subject to irregular payment timing and long reimbursement cycles. While the fund generated approximately \$600,000 in net income in 2025 compared to approximately \$1.8 million in 2024, the fund balance remains healthy. The variability of GEMT revenues warrants continued monitoring as the County evaluates the appropriate role of

Whatcom County Fourth Quarter 2025 Financial Report

For the Quarter Ended December 31, 2025



Executive Summary, *continued*

these receipts in long-term fund planning.

Whatcom County Jail Fund (Fund 1350): The Jail Fund ended the year stable, although costs continue to rise. Fee-for-service revenues increased by approximately \$1.4 million due to updated billing rates and the removal of earlier booking restrictions. Transfers from the General Fund also rose by \$1.4 million to help cover higher operating costs. Total expenditures grew by about \$3.0 million compared to 2024, with the General Fund's annual contribution to jail operations reaching \$9.3 million.

Emergency Management Fund (Fund 1351): The Emergency Management Fund drew down its reserve by about \$268,000 in 2025, mainly to cover non-debris-removal costs related to flood response activities. Revenues reached 91.9% of the budget. The fund balance remains positive at roughly \$753,000, but ongoing flood-related expenses should be watched against available reserves.

Road Fund: The Road Fund finished 2025 with a modest surplus, performing notably better than the revised budget projected. This positive result mainly reflects lower-than-originally planned activity in capital projects and contracted services, rather than revenue exceeding expectations. Intergovernmental grant revenues fell short of the revised budget as project timelines extended into future periods. Including road department capital project funds, the County completed about \$16.3 million in road capital work during 2025, receiving \$9.0 million in federal and state grant reimbursements. Road maintenance and operations continued to manage to budget constraints, through personnel vacancies and decreased material usage leading to spending below both last year's actuals and the revised budget. Although the fund balance remains stable, the ongoing reduction in maintenance resources signifies a deferred liability that will need attention in future budget cycles.

Ferry Fund: The Ferry Fund finished 2025 nearly break-even, performing much better than the revised budget forecast. Mid-year rate increases contributed to the \$2.0 million in fare revenue, a 26.9% rise from 2024, and a one-time correction in state entitlement revenues helped offset lower fare collections in the first half of the year before the rate hike took effect. The fund continues to receive operational support through Road Fund transfers and federal indirect grants; together, these sources accounted for about 39% of total revenue in 2025. It is important to note that federal indirect grants now allocated to ferry operations were previously used to offset ferry capital costs paid by the Road Fund, which covers all ferry capital expenses. The 2026 budget predicts a return to a deficit, and the ongoing challenge remains the gap between fare revenues and operating costs.

2026 Outlook

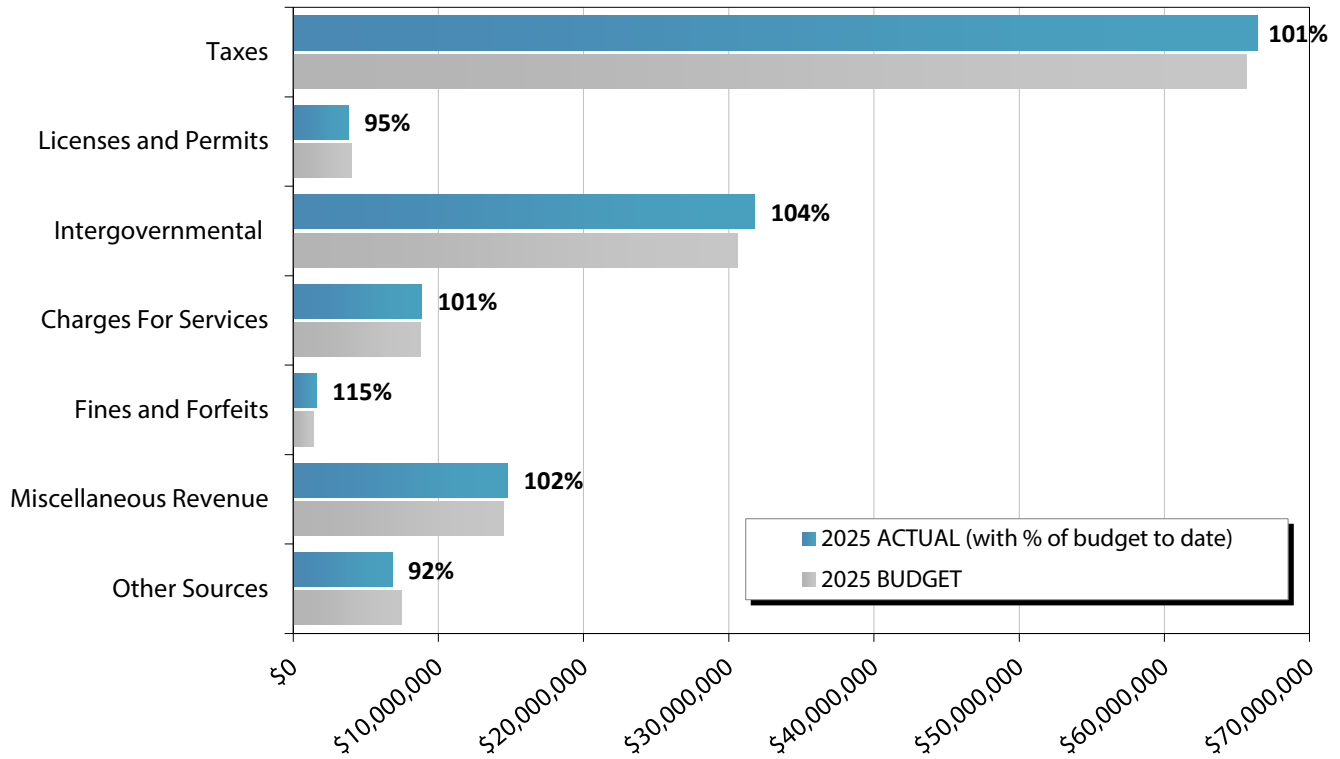
The 2025 year-end results reflect a General Fund that has been carefully managed to remain in balance. Departments have absorbed wage and benefit cost increases and adapted to the expiration of American Rescue Plan Act funding throughout the year. Criminal justice costs continue to grow: assigned counsel demand required \$600,000 in mid-year supplemental appropriations in 2025, and the General Fund's contribution to jail operations reached \$9.3 million for the year. Retail sales tax revenues showed signs of softening in the latter part of the year, with January collections declining 3.6% from the prior year, despite an expanded tax base. The County will closely monitor these trends as it moves into 2026.

Whatcom County Fourth Quarter 2025 Financial Report

For the Quarter Ended December 31, 2025



General Fund Revenue - Budget vs. Actual



	Adopted 2025 Budget	Budget Supplementals	Amended Budget	Actual as of 12/31/25	% Collected To Date	% Collected To Date Prior Year
Taxes	65,678,646	-	65,678,646	66,435,825	101.15%	100.57%
Licenses and Permits	4,019,695	-	4,019,695	3,810,111	94.79%	93.74%
Intergovernmental	27,955,809	2,616,296	30,572,105	31,784,363	103.97%	89.54%
Charges For Services	8,756,320	43,326	8,799,646	8,864,517	100.74%	97.59%
Fines and Forfeits	1,370,300	27,171	1,397,471	1,603,576	114.75%	128.48%
Miscellaneous Revenue	14,143,804	367,000	14,510,804	14,785,927	101.90%	143.83%
Other Sources	7,397,264	26,442	7,423,706	6,816,448	91.82%	80.29%
Total Revenue*	129,321,838	3,080,235	132,402,073	134,100,767	101.28%	98.21%

* \$2,570,000 of pass through revenue and expenditure authority has been eliminated for presentation purposes.

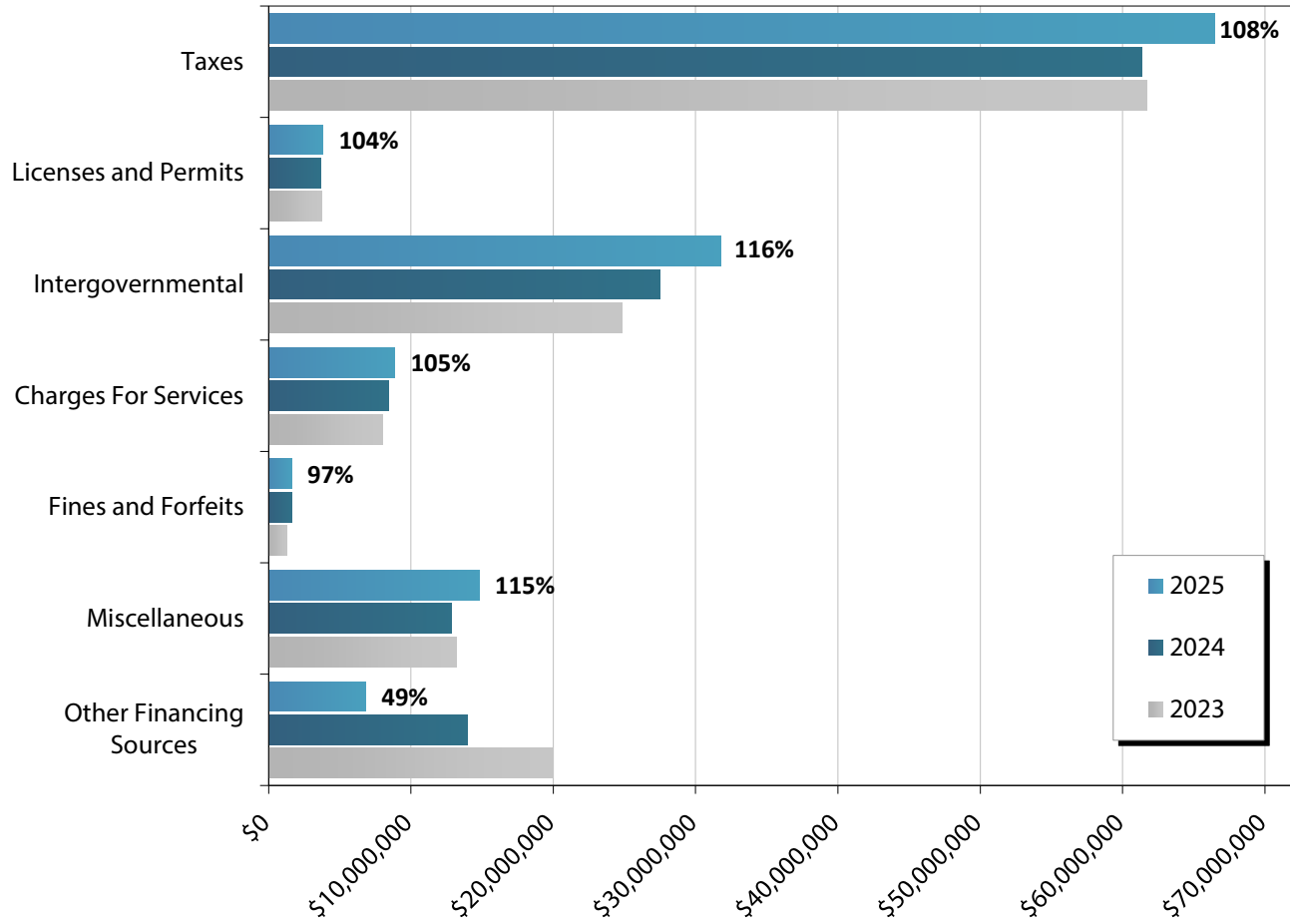
See pages 5-7 for General Fund Revenue Notes.

Whatcom County Fourth Quarter 2025 Financial Report

For the Quarter Ended December 31, 2025



General Fund Revenue through December 31st - Compared to Prior Years



	2023	2024	2025
Taxes	61,715,106	61,318,816	66,435,825
Licenses and Permits	3,712,063	3,667,924	3,810,111
Intergovernmental	24,821,865	27,496,101	31,784,363
Charges For Services	8,035,251	8,415,608	8,864,517
Fines and Forfeits	1,265,444	1,651,119	1,603,576
Miscellaneous	13,203,280	12,887,916	14,785,927
Other Financing Sources	20,002,758	13,947,649	6,816,448
Total Revenue	132,755,767	129,385,133	134,100,767

See pages 5-7 for General Fund Revenue Notes.

Whatcom County Fourth Quarter 2025 Financial Report

For the Quarter Ended December 31, 2025



General Fund Revenue Notes

Taxes

tax and retail sales tax make up 96.1% of Whatcom County's tax revenue budget; the remaining 3.9% is composed of Enhanced 911 (E911) taxes passed through to the City of Bellingham's emergency dispatch center and a much smaller amount of excise and gambling taxes.

Overall taxes are up 8.3%, or \$5,117,009, over 2024 amounts. The vast majority of the increase is due to property tax collections.

The County Council approved a 9.8% increase in property taxes for 2025, generating approximately \$4.2 million in additional revenues. New construction and increases in personal property and state utility valuations added another \$800,000 to 2025 collections. Fluctuations in delinquent tax collections and diverted road taxes resulted in overall 2025 property tax collections up \$4.6 million or 13.9% as compared to 2024.

Current year sales tax collections for General Fund use present little growth at 1.8%, or \$468,234, as compared to last year's amounts. Whatcom County also collects Enhanced 911 (E911) taxes and passes them through to the City of Bellingham for emergency dispatch services. E911 taxes only increased 1.5% or \$34,401, over prior year amounts.

Licenses & Permits

Building permits account for 39.8% of Licenses & Permits budget. Health & Community Services' restaurant, food-handling, on-site septic, and other miscellaneous health-related licenses and permits make up 37.9% of the budget. Cable franchise fee revenues are 18.4% and marriage licenses, firearm permits, well permits, and fire control permits account for the remaining 3.9%.

License and permit fees increased \$142,186, or 3.9%, compared to 2024. Planning and Development building-related permits are \$209,507, or 15.5%, above last year, primarily due to increases in the permit fee structure. Overall, Health and Community Services' (HCS) licenses and permits revenues were virtually unchanged from 2024 with only a \$3,529, or 0.2%, decrease. Non-Departmental's franchise fees and royalties have been steadily declining over the past few years as customers switch from cable TV to other services. They are down \$52,893, or 7.7%, compared to last year. Firearms permits in the Sheriff's Office are down \$13,411 (13%).

Intergovernmental Revenue

Intergovernmental revenue is mainly federal and state grants, entitlements, and shared revenues.

Intergovernmental revenues increased \$4.3 million, or 15.6%, compared to 2024. Significant contributors include recognizing \$2.7 million of previously deferred federal Local Assistance and Tribal Consistency Funding (LATCF). While these funds were received and administered through the Sheriff's Office budget, LATCF is a broad general government resource available to support a range of county services and is not restricted to Sheriff operations. The County also received increased state grant funding of \$709,000 to offset mandated water rights adjudication expenses. Other grant increases include \$300,000 in federal Byrne grant funding for DNA testing equipment and \$515,000 in state funding for developmental disabilities contracted services.

Whatcom County Fourth Quarter 2025 Financial Report

For the Quarter Ended December 31, 2025



General Fund Revenue Notes, *continued*

Charges for Services

Charges for services include document recording fees (Auditor), motor vehicle license fees (Auditor), plan check fees (Planning & Development Services and Health & Community Services), adult probation fees (District Court Probation), vital records and on-site septic operations and maintenance (Health & Community Services), fees charged to other governments for probation and law enforcement-related services, and several other miscellaneous service fees that help cover the costs of providing specific services used by individual customers.

Charges for services increased \$448,909, or 5.3%, compared to 2024. The most significant changes were in the following departments: Superior Court Clerk fee revenues increased \$137,928, or 32.8%, due to increases in state-mandated fees as well as new fees imposed on water adjudication cases. Treasurer's real estate excise tax processing fees increased \$120,635, or 20.5%. Sheriff fees increased \$129,330, or 39.8%, largely due to increases in reimbursable overtime. Planning and Development natural and economic environment fees increased \$124,244, or 5.3%, and Health and Community Services had a decrease of \$51,079, or 5.2%, in public health service fees.

Fines and Forfeits

Fines and forfeits consist principally of property tax penalties, traffic infraction revenue, and criminal traffic misdemeanor penalties. This category also includes bail/bond forfeitures, code enforcement fines, public defense recoupment, and other miscellaneous criminal costs and penalties.

Fines and forfeits revenues decreased \$47,543, or 2.9%, compared to 2024. Traffic infraction revenues increased \$135,703; however, penalties assessed by the Treasurer on late property tax, filing, special assessments, and real estate excise taxes decreased \$155,719. Court-related penalties and cost recoupments have been showing a steady decline in recent years, accounting for an additional \$27,549 decrease.

Miscellaneous

Miscellaneous revenues are made up of delinquent property tax interest earnings, investment interest earnings, rents, contributions, refunds, judgments and settlements, and various small, otherwise unclassified, amounts.

Miscellaneous revenues increased \$1,898,011, or 14.7%, compared to 2024. Investment earnings increased \$558,729, property tax interest increased \$1,381,972 primarily due to an appeals settlement with a large commercial taxpayer, HCS opioid judgments and settlements increased \$381,940, and the Treasurer's judgments and settlements decreased \$526,545 due to a non-recurring property settlement in 2024.

Other Financing Sources

The other financing sources revenue budget is composed of state timber revenues (0.7%) and transfers from other Whatcom County funds (99.3%).

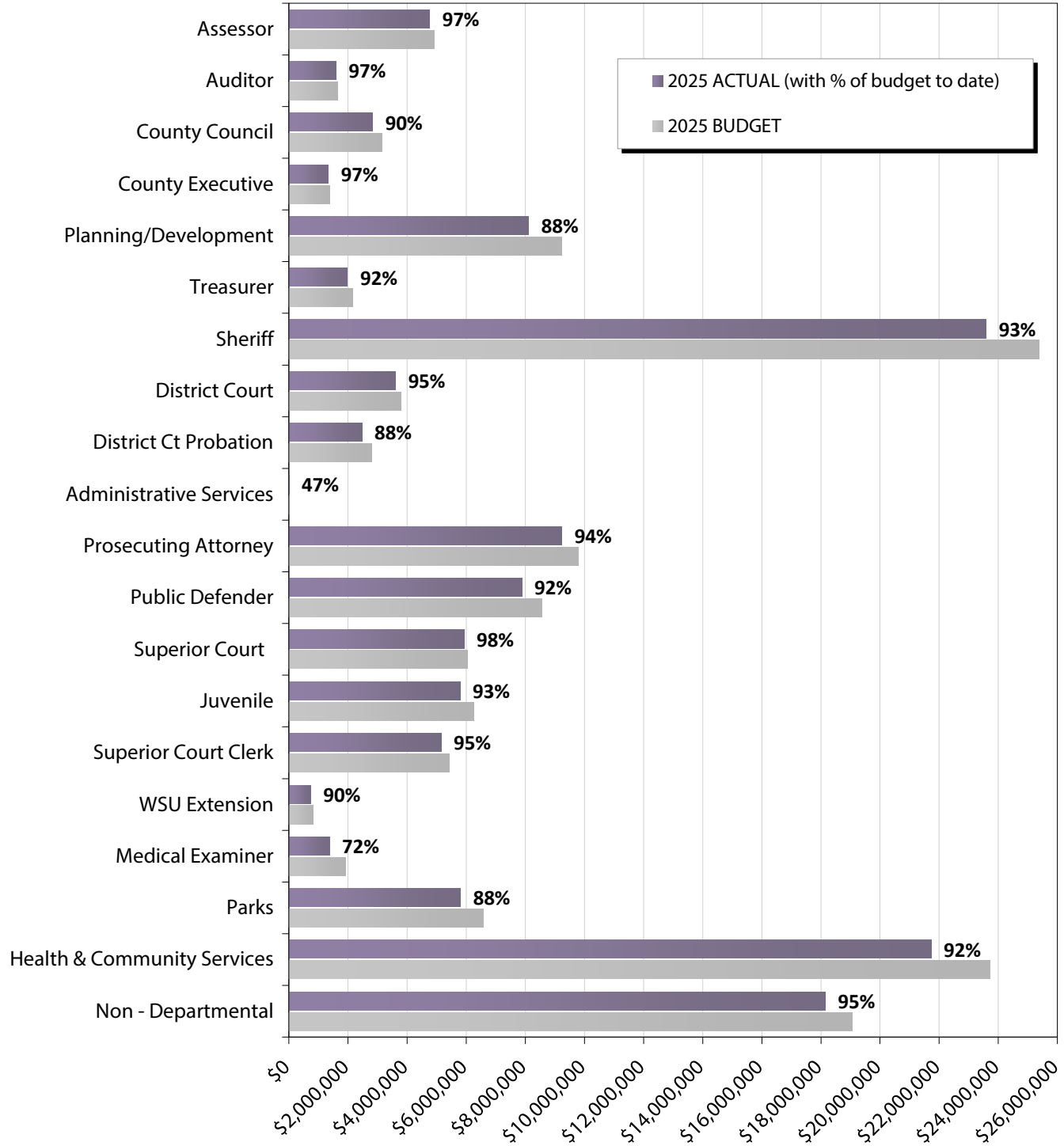
Other financing sources decreased \$7.1 million, or 51.1%, compared to 2024. The principal reason is that American Rescue Plan Act (ARPA) funding expired on December 31, 2024, eliminating the large interfund transfers that supported general government services in prior years.

Whatcom County Fourth Quarter 2025 Financial Report

For the Quarter Ended December 31, 2025



General Fund Expenditures - Budget vs. Actual



See page 8 for chart detail and page 11 for General Fund Expenditure Notes.

Whatcom County Fourth Quarter 2025 Financial Report

For the Quarter Ended December 31, 2025



General Fund Expenditures - Budget vs. Actual, *continued*

	Adopted 2025 Budget	Budget Supplementals	Amended Budget	Actual as of 12/31/2025	% Expended To Date	% Expended To Date Prior Year
Assessor	4,828,751	81,897	4,910,648	4,759,354	96.92%	94.90%
Auditor	1,629,817	10,953	1,640,770	1,591,316	96.99%	93.82%
County Council	2,855,091	302,375	3,157,466	2,832,867	89.72%	86.65%
County Executive	1,320,334	52,509	1,372,843	1,332,151	97.04%	84.11%
Planning & Development	8,868,587	348,304	9,216,891	8,114,430	88.04%	81.97%
Treasurer	2,165,712	-	2,165,712	1,984,552	91.64%	90.34%
Sheriff	24,400,875	983,469	25,384,344	23,587,567	92.92%	92.14%
District Court	3,747,939	39,671	3,787,610	3,607,471	95.24%	94.28%
District Court Probation	2,791,208	-	2,791,208	2,469,451	88.47%	87.52%
Administrative Services	15,400	-	15,400	7,182	46.63%	-
Prosecuting Attorney	9,663,749	127,340	9,791,089	9,238,159	94.35%	92.00%
Public Defender	8,494,892	58,442	8,553,334	7,880,137	92.13%	95.12%
Superior Court	5,619,827	415,600	6,035,427	5,920,718	98.10%	93.36%
Juvenile	6,239,488	-	6,239,488	5,793,498	92.85%	90.20%
Superior Court Clerk	4,824,442	608,400	5,432,842	5,143,552	94.68%	97.34%
WSU Extension	819,777	-	819,777	737,887	90.01%	95.64%
Medical Examiner	1,909,636	-	1,909,636	1,372,712	71.88%	-
Parks	6,475,386	110,615	6,586,001	5,804,311	88.13%	81.92%
Health & Community Svcs	22,864,426	849,407	23,713,833	21,726,783	91.62%	89.47%
Non-Departmental*	18,073,330	975,597	19,048,927	18,148,807	95.27%	83.26%
Total General Fund Exp	137,608,666	4,964,579	142,573,245	132,052,905	92.62%	89.30%

* 2,570,000 of pass through revenue and expenditure authority has been eliminated for presentation purposes.

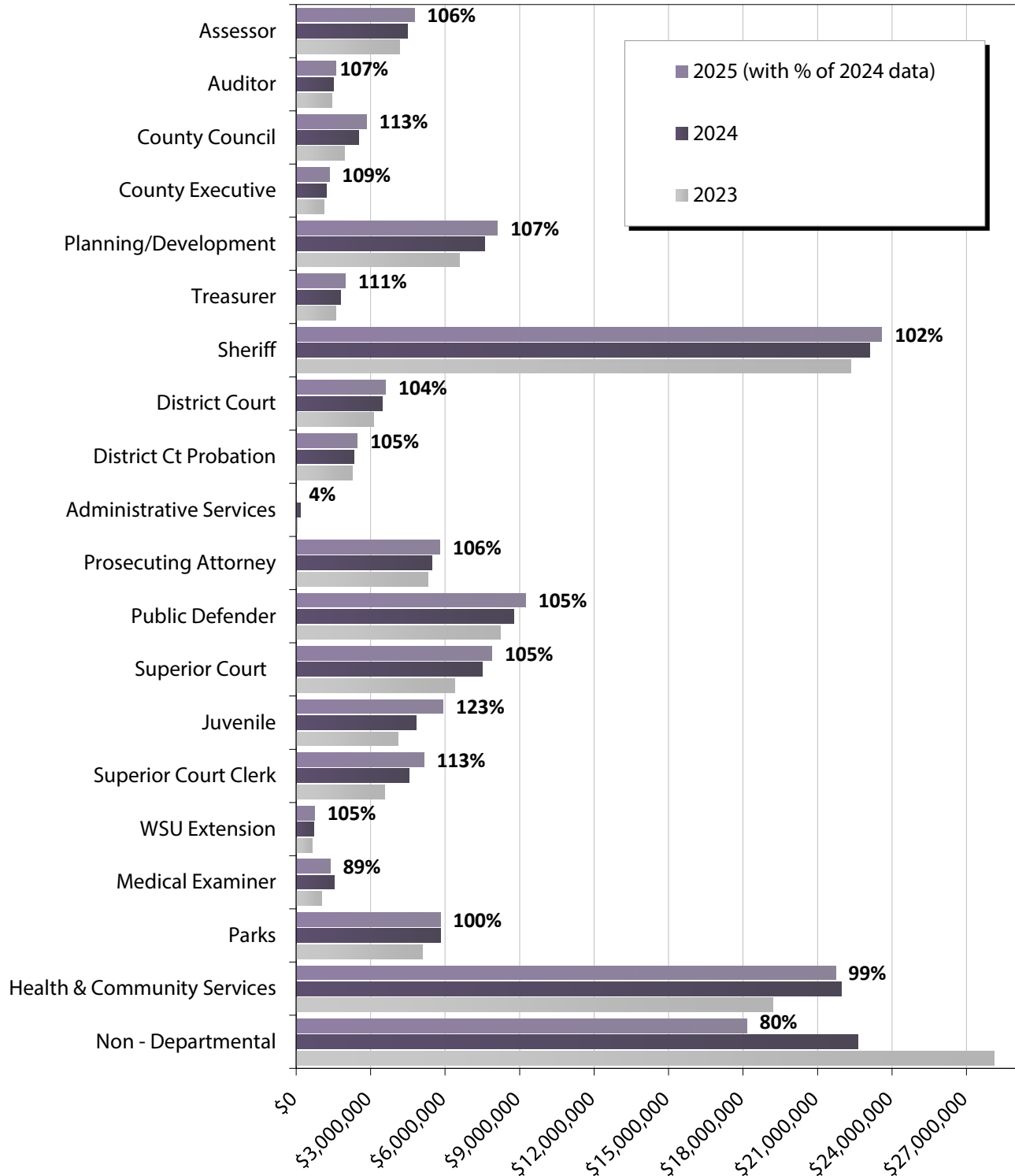
See page 11 for General Fund Expenditure Notes.

Whatcom County Fourth Quarter 2025 Financial Report

For the Quarter Ended December 31, 2025



General Fund Expenditures through December 31st - Compared to Prior Years



See page 10 for chart detail and 11 for General Fund Expenditure Notes.

Whatcom County Fourth Quarter 2025 Financial Report

For the Quarter Ended December 31, 2025



General Fund Expenditures through December 31st - Compared to Prior Years, *continued*

	2023	2024	2025
Assessor	4,183,552	4,473,334	4,759,354
Auditor	1,426,916	1,490,885	1,591,316
County Council	1,960,329	2,517,452	2,832,867
County Executive	1,132,483	1,217,763	1,332,151
Planning & Development	6,573,292	7,594,713	8,114,430
Treasurer	1,599,383	1,786,445	1,984,552
Sheriff	22,331,153	23,109,513	23,587,567
District Court	3,131,717	3,482,410	3,607,471
District Court Probation	2,264,894	2,343,780	2,469,451
Administrative Services	42,539	161,815	7,182
Prosecuting Attorney	5,293,838	5,467,303	5,793,498
Public Defender	8,223,314	8,765,837	9,238,159
Superior Court	6,369,628	7,495,163	7,880,137
Juvenile	4,086,353	4,831,942	5,920,718
Superior Court Clerk	3,565,450	4,562,041	5,143,552
WSU Extension	662,347	706,062	737,887
Medical Examiner	1,017,599	1,543,332	1,372,712
Parks	5,088,982	5,812,565	5,804,311
Health & Community Services	19,203,661	21,948,757	21,726,783
Non-Departmental	28,103,222	22,631,003	18,148,807
TOTAL	126,260,652	131,942,114	132,052,905

Whatcom County Fourth Quarter 2025 Financial Report

For the Quarter Ended December 31, 2025



General Fund Expenditure Notes

Overall expenditures for the General Fund at the end of the fourth quarter were 92.6% of the approved budget—modestly higher than the 89.3% utilization rate in 2024, reflecting a more fully staffed organization compared to the prior year. All departmental spending was within approved budget limits. Overall departmental spending increased less than 1%, or approximately \$100,000, compared to 2024. Benefits came in below budget across most departments, in part due to a mid-year reduction in employer retirement contribution rates effective July 1, 2025.

Several departments had significant variances from prior year or were over 10% underspent as compared to budget:

County Council's spending increased 12.5%, or \$315,415, compared to 2024, while spending 89.7% of its budget. Increases from the prior year included wages and benefits for new staff, charter review commission costs not present in 2024, and contract services that were higher than 2024 actuals but came in below the 2025 budget appropriation. The department underspent in extra help, professional services, and Councilmember travel. Budgeted Incarceration Prevention and Reduction Task Force spending was not fully utilized.

County Executive's 2025 spending was within budget expectations and increased 9.4%, or \$114,388, compared to 2024. The increase reflects the filling of positions that were largely vacant in 2024 and higher professional services spending for various contracts.

Planning and Development Services was 12.0%, or \$1,102,461, under budget. The lapse reflects vacancies resulting from department turnover, a significant lapse in on-call professional services contracts, and underspending on the 2025 Comprehensive Plan update, as that work will continue into 2026.

District Court Probation's 2025 lapse was 11.5%, or \$321,757, primarily due to staff vacancies and a lapse in domestic violence perpetrator counseling appropriations.

Treasurer expenditures increased 11.1%, or \$198,107, compared to 2024. The majority of the increase reflects a change in how investment management costs are recorded—previously netted against investment interest income, these costs are now presented as a separate expenditure line.

Superior Court Administration expenditures increased 22.5%, or \$1,088,776, compared to 2024. Increases from the prior year include filling vacant administrative positions, a significant expansion of water rights-related costs including staffing and contracted services, increased spending under the Family Juvenile Court Improvement Plan, and growth in interpreter services and Uniform Guardianship Act costs. Contract services came in \$157,000 over the amended budget, driven by water adjudication demand that exceeded projections. Intergovernmental revenue, while up substantially compared to 2024, came in \$504,000 below budget as state grant reimbursements did not fully keep pace with adjudication expenditures — a timing gap worth monitoring as water rights work continues into 2026.

Whatcom County Medical Examiner spending decreased 11.1%, or \$170,620, compared to 2024 and came in 28.1%, or \$536,924, under budget for the year. The prior-year cost structure was heavier in professional services as the County transitioned from a contracted model to direct staffing; 2025 reflects the more normalized cost of an in-house office. Tools and equipment spending also declined from the elevated levels in 2024 associated with the initial office setup. The 2025 budget lapse reflects savings from vacant positions and underspending in medical supplies, tools and equipment, professional services contracts, and

Whatcom County Fourth Quarter 2025 Financial Report

For the Quarter Ended December 31, 2025



General Fund Expenditure Notes, *continued*

remaining startup and capital costs.

Whatcom County Parks Department experienced an 11.9% lapse, or \$781,690, in 2025. The lapse is primarily attributable to vacancies and a higher proportion of employee time charged to capital projects and other Parks funding sources rather than the General Fund. Overall Parks spending was essentially unchanged compared to 2024.

Sheriff expenditures increased 2.1%, or \$478,054, compared to 2024 and came in at 92.9% of the amended budget. Personnel costs were essentially flat year over year, consistent with step adjustments offset by vacancy savings and the mid-year retirement rate reduction. The department also served as the receiving point for \$2.7 million in federal Local Assistance and Tribal Consistency Funding (LATCF). While administered through the Sheriff's budget, LATCF is a broad general government resource not restricted to Sheriff operations, and its recognition as intergovernmental revenue significantly reduces the department's net cost to the General Fund in 2025.

Health and Community Services expenditures of \$21,726,783 were essentially flat compared to 2024—a notable outcome for the County's largest department given ongoing cost pressures. Benefits came in \$448,000 under budget, reflecting the mid-year retirement rate reduction on a large personnel base. The department's net cost to the General Fund decreased compared to 2024 as revenues, including grants and intergovernmental funding, continued to offset a growing share of total costs.

Superior Court Clerk increased spending 12.8%, or \$581,511, compared to 2024. Contract services of \$1,408,605 required two mid-year supplemental appropriations totaling \$600,000, reflecting higher-than-budgeted assigned counsel costs driven by caseload volume. The 2026 budget reflects a significant reduction in this category; supplemental appropriations may again be needed depending on case volume. Additionally, the expiration of ARPA-supported transfers that provided \$438,263 in 2024 means the net General Fund cost of this department increased by approximately \$1.0 million—more than the gross expenditure increase alone suggests.

Public Defender expenditures increased 5.1%, or \$385,000, compared to 2024 and came in at 92.1% of budget. While direct spending was well managed, the expiration of approximately \$1.2 million in ARPA-supported transfers that offset costs in 2024 resulted in the department's net General Fund draw increasing by approximately \$1.56 million year over year.

Non-Departmental spending decreased 19.8%, or \$4,482,196, compared to 2024. The primary driver was the expiration of American Rescue Plan Act (ARPA) funding on December 31, 2024, which had supported large interfund transfers to general government services in the prior year. Other changes include a modest reduction in grant spending.

Whatcom County Fourth Quarter 2025 Financial Report

For the Quarter Ended December 31, 2025



General Fund Conclusion

	2025 Projected	Amended Budget
Beginning Fund Balance 1/1/25	31,103,539	31,103,539
Revenues		
Revenues 2025	\$130,012,345	\$129,321,838
Continuing Appropriations from 2024	-	428,376
Supplemental Budgets 2025	-	2,651,859
Local Assistance & Tribal Consistency Funds ¹	2,706,868	-
Opioid Revenue Recognition ²	1,381,554	-
Projected Year-End Revenue Adjustments ³	1,632,596	2,570,000
Total Revenue	\$135,733,363	\$134,972,073
Expenditures		
Budgeted Expenditures 2025	\$132,052,905	\$137,608,666
Continuing Appropriations from 2024	-	1,147,294
Supplemental Budgets 2025	-	3,817,285
Estimated Budget Lapse ⁴	-	(12,860,000)
Projected Year-End Expenditure Adjustments ⁵	1,062,113	2,510,082
Total Expenditures	\$133,115,018	\$132,223,327
Projected Net Change in Fund Balance	2,618,345	2,748,746
Projected Ending Fund Balance 12/31/25	\$33,721,884	\$33,852,285

Note 1: LATCF have been applied to 2025 per accounting rules of eligibility. In the initial biennial budget they were contemplated for 2026. The revenue will be reduced in technical corrections for 2026.

Note 2: Opioid Fund were recognized, per SAO guidance, upon receipt not when they are spent. Unspent Opioid funds will remain as restricted fund balance until qualified expenditures are made.

Note 3, 5: Adjustments as a result of GAAP, GASB, or other Year End Closing activities. These include budget and actuals for passthrough items not typically reported on the management statements.

Note 4: Budget lapse occurs when appropriated funds remain unspent at year-end and revert to the fund balance or budgeted amounts that were appropriated but not expended during the fiscal year. The estimated budget lapse is typically calculated through review of expenditure patterns and discussions with departments about their spending plans. The estimated lapse is based on unspent appropriations as of Q3 2025, adjusted for known year-end spending. The 2024 year-end budget lapse was \$14.7 million.

Whatcom County Fourth Quarter 2025 Financial Report

For the Quarter Ended December 31, 2025



Fund Chart Reader's Guide

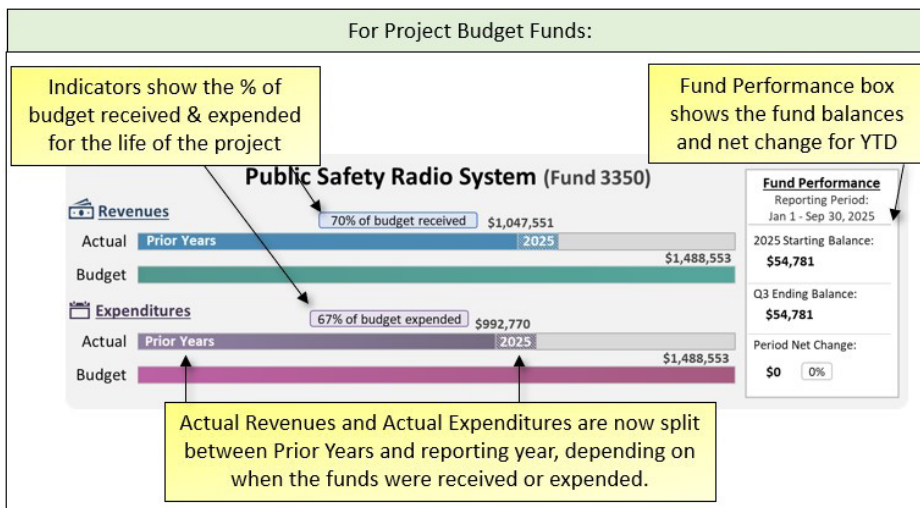
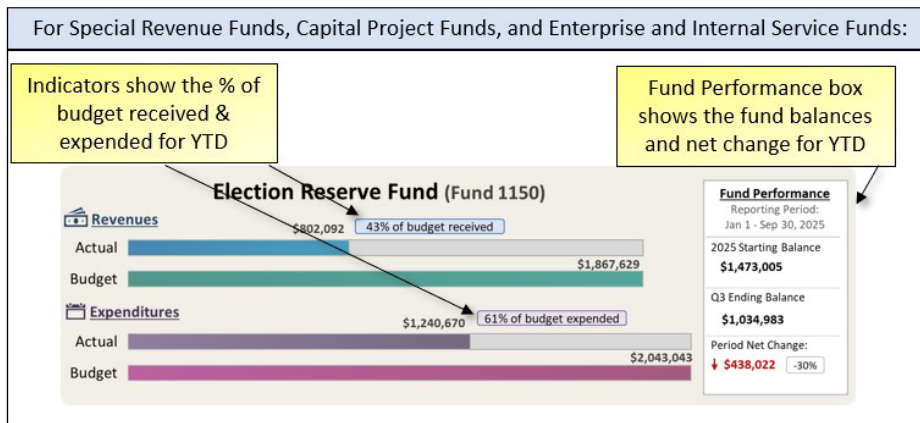
The following is a reader's guide for interpreting the Quarterly Financial Report fund charts as seen in the remaining pages of this report.

Visual Aspects:

- Revenues and Expenditures use distinct color palettes for each category.
- Indicators show the percentage of the budget expended/received next to the Actual amounts.

A Fund Performance box on the right side of each chart displays:

- Reporting Period
- Q1 Beginning Balance - fund balance as of January 1 of the reporting year
- Reporting Quarter Ending Balance - fund balance by close of the reporting Quarter
- Net change between beginning and ending balances (including percentage)

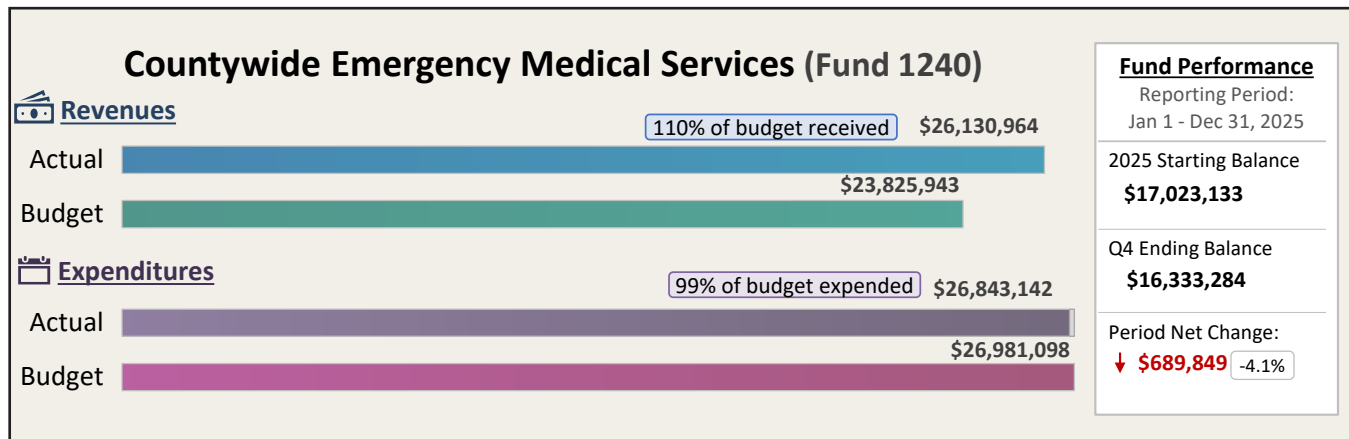
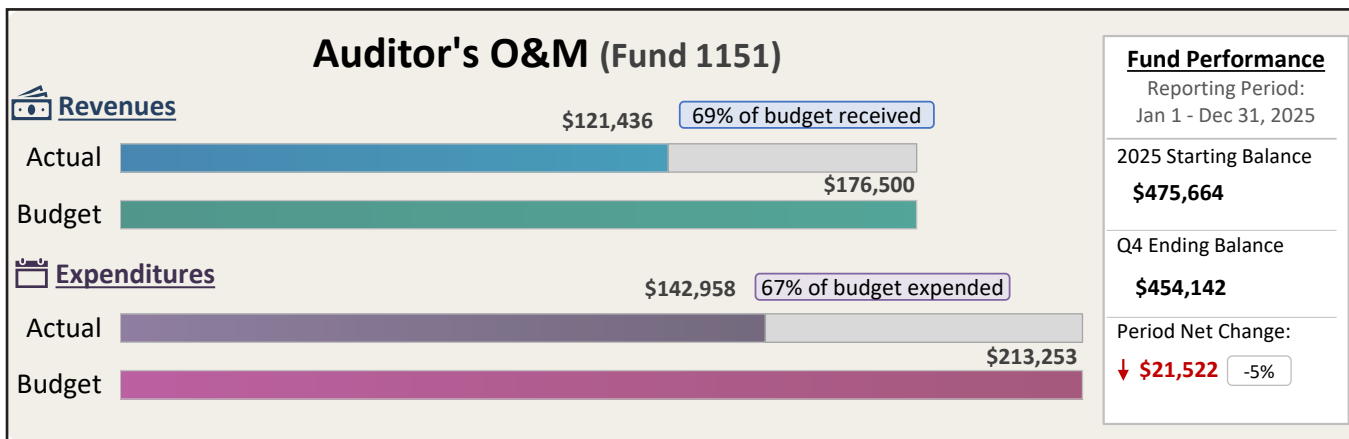
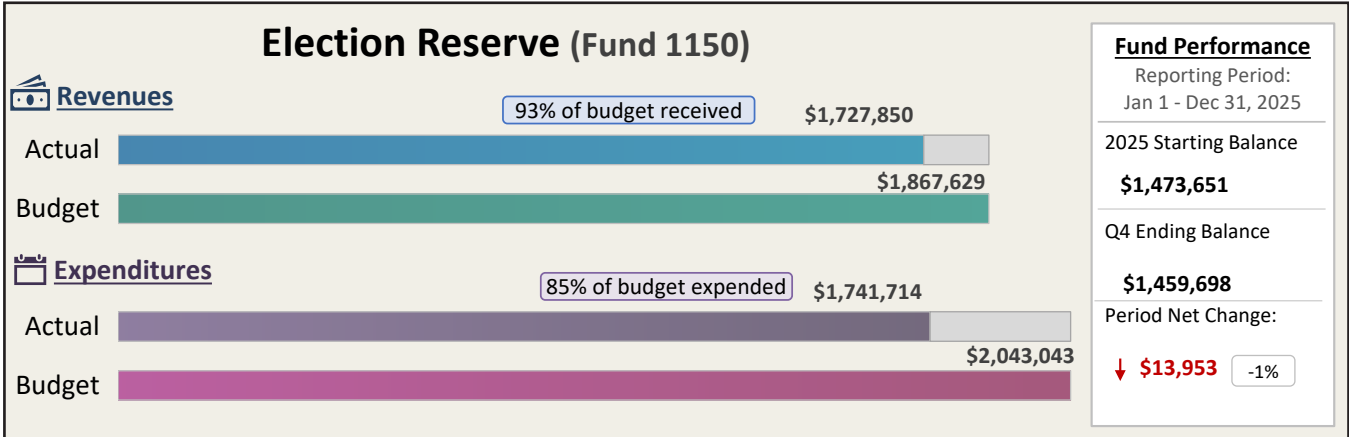


Whatcom County Fourth Quarter 2025 Financial Report

For the Quarter Ended December 31, 2025



Special Revenue & Other Funds 2025 through Quarter 4



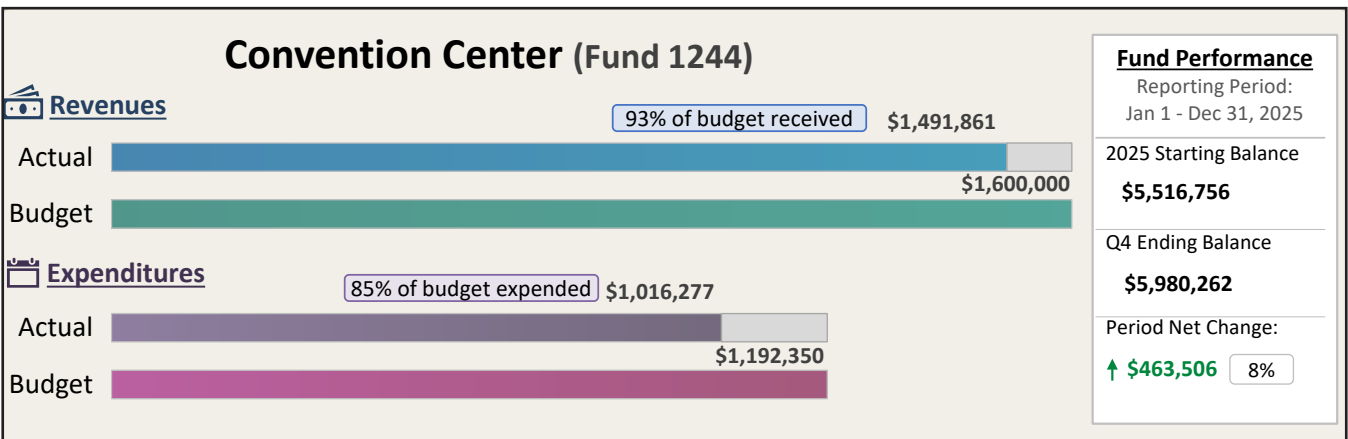
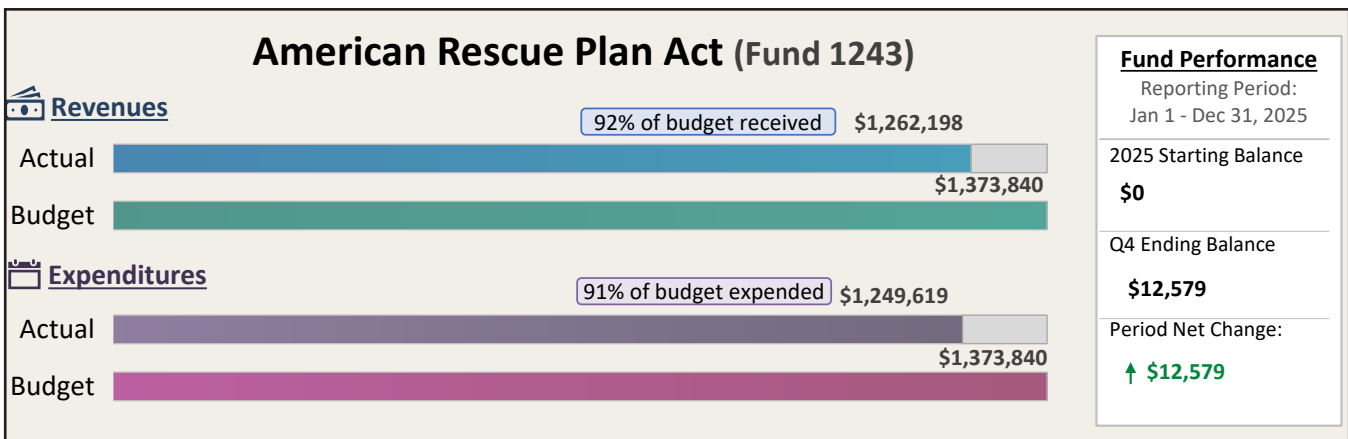
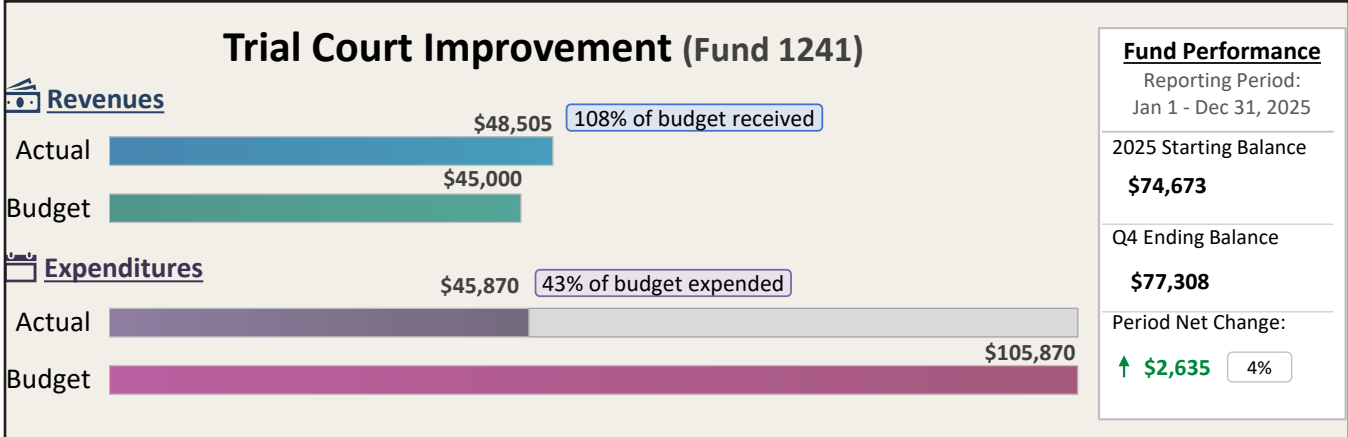
General Note: Funds with larger expenditure budgets than revenue budgets anticipate adequate budget lapse or use of fund equity reserves. Funds with more actual year-to-date expenditures than actual year-to-date revenues are utilizing fund balance reserves.

Whatcom County Fourth Quarter 2025 Financial Report

For the Quarter Ended December 31, 2025



Special Revenue & Other Funds, *continued* 2025 through Quarter 4



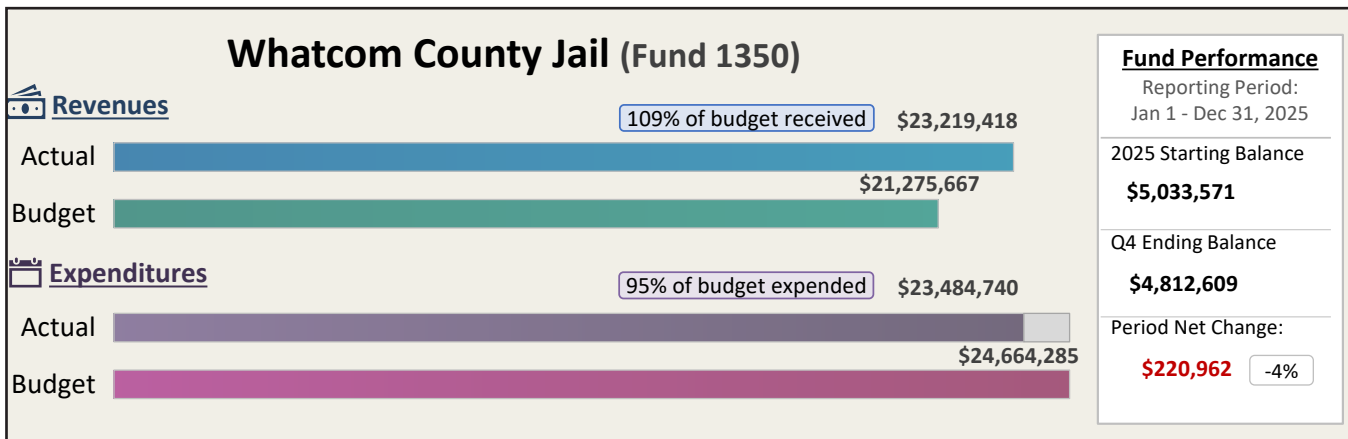
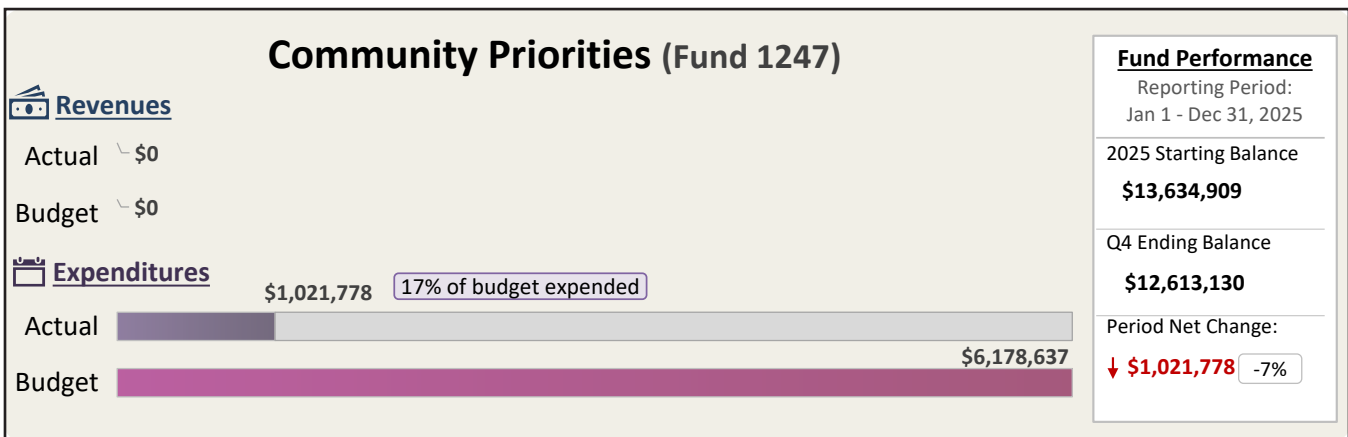
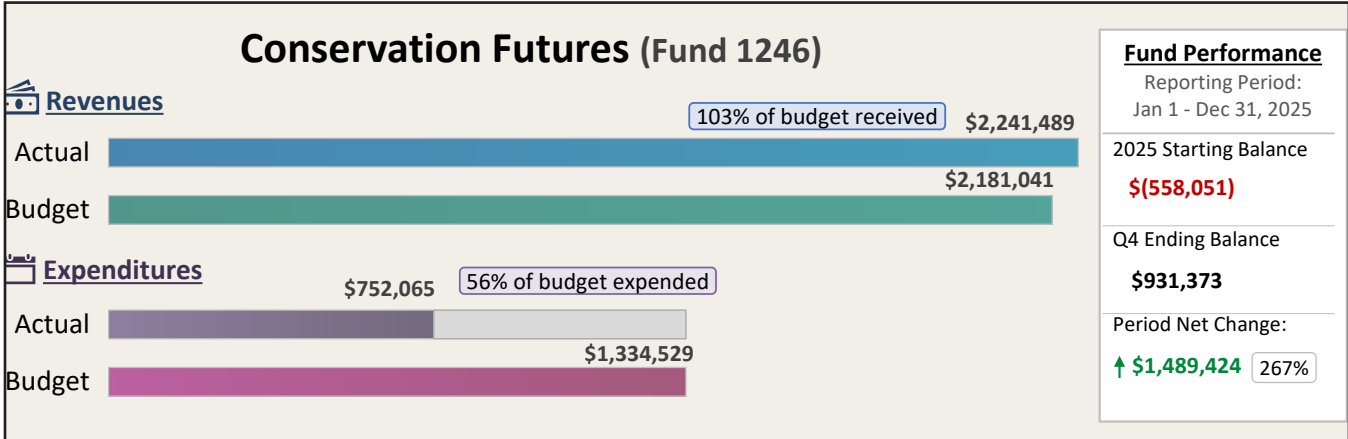
General Note: Funds with larger expenditure budgets than revenue budgets anticipate adequate budget lapse or use of fund equity reserves. Funds with more actual year-to-date expenditures than actual year-to-date revenues are utilizing fund balance reserves.

Whatcom County Fourth Quarter 2025 Financial Report

For the Quarter Ended December 31, 2025



Special Revenue & Other Funds, *continued* 2025 through Quarter 4



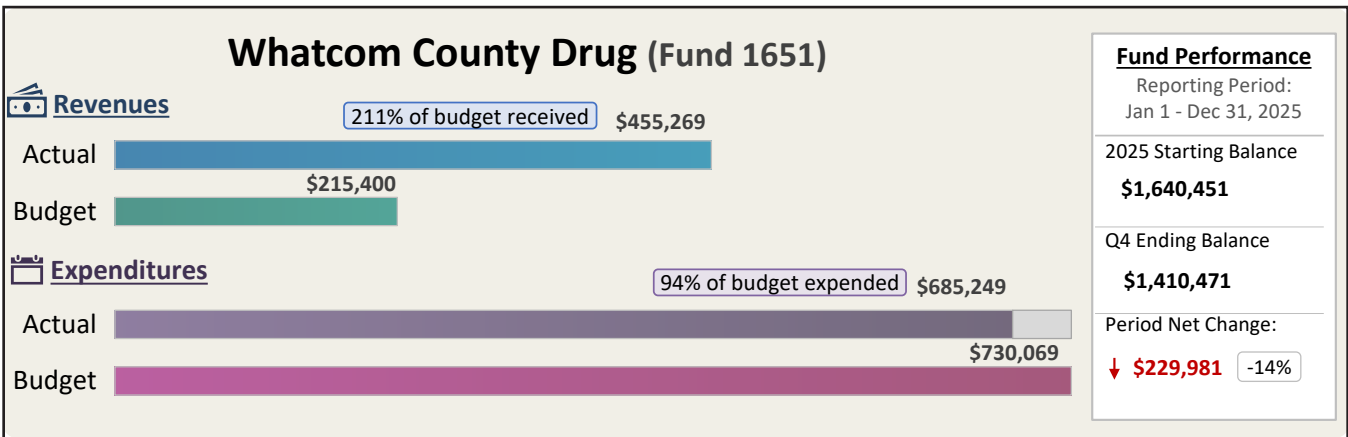
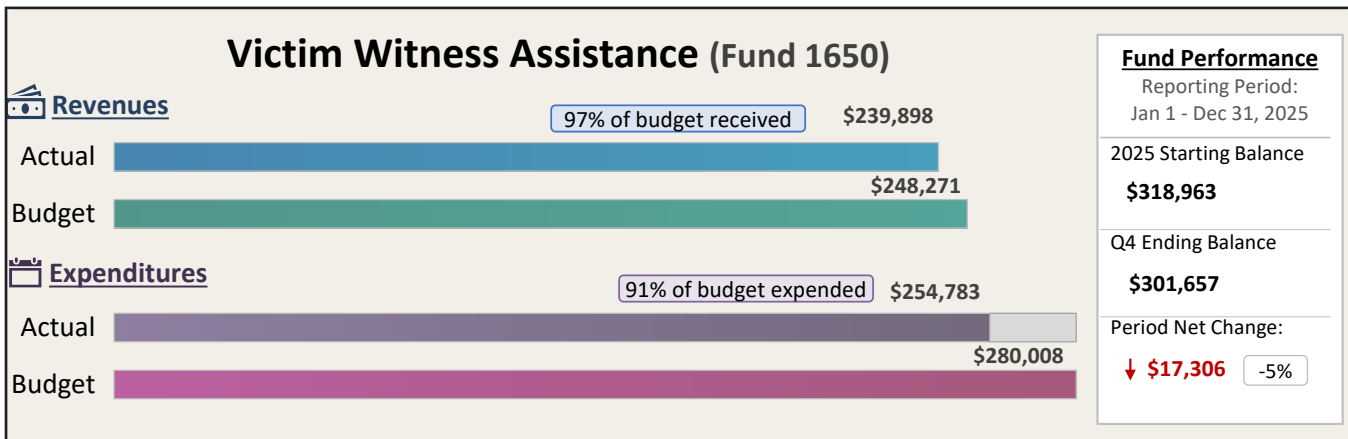
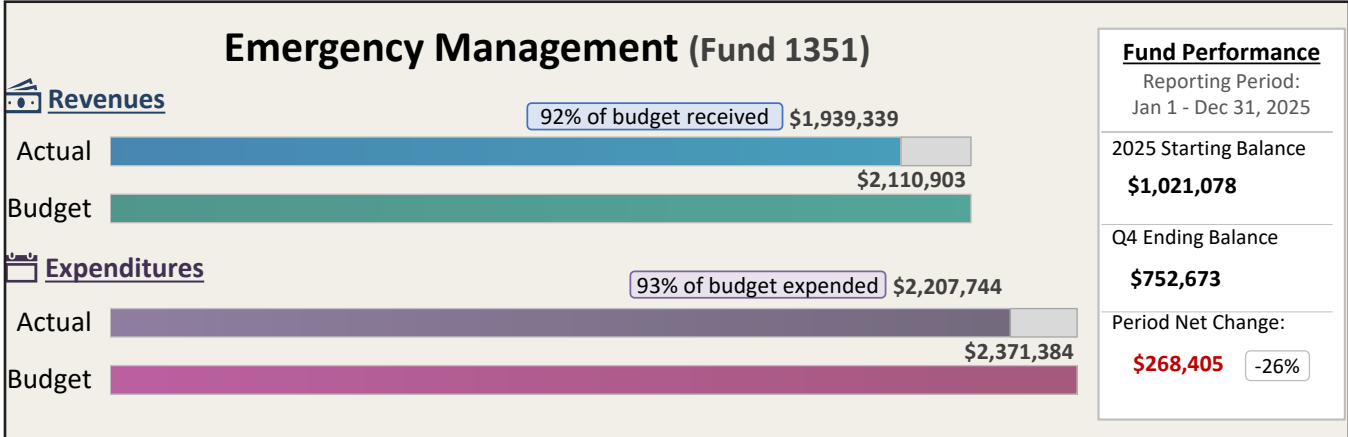
General Note: Funds with larger expenditure budgets than revenue budgets anticipate adequate budget lapse or use of fund equity reserves. Funds with more actual year-to-date expenditures than actual year-to-date revenues are utilizing fund balance reserves.

Whatcom County Fourth Quarter 2025 Financial Report

For the Quarter Ended December 31, 2025



Special Revenue & Other Funds, *continued* 2025 through Quarter 4



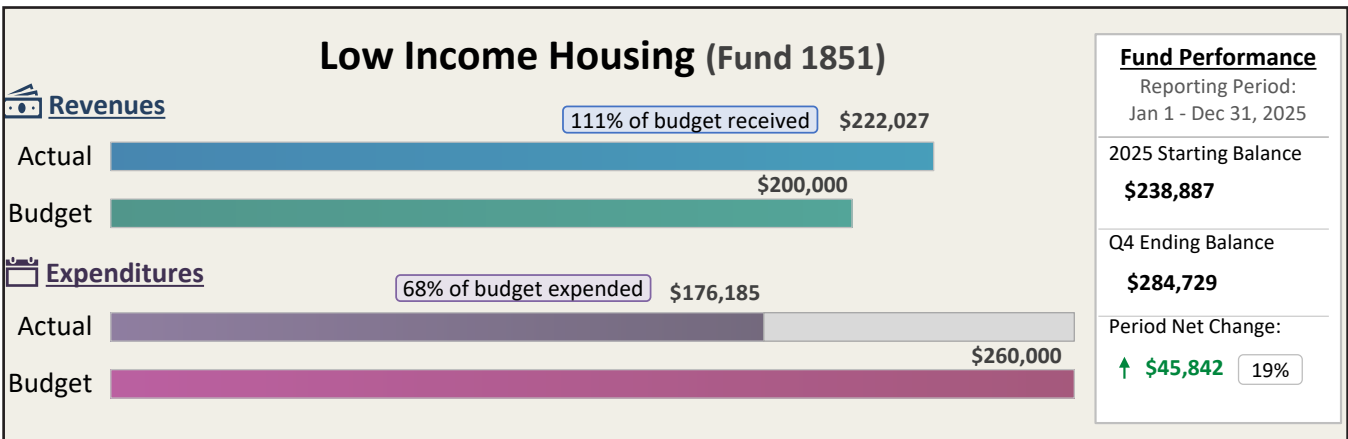
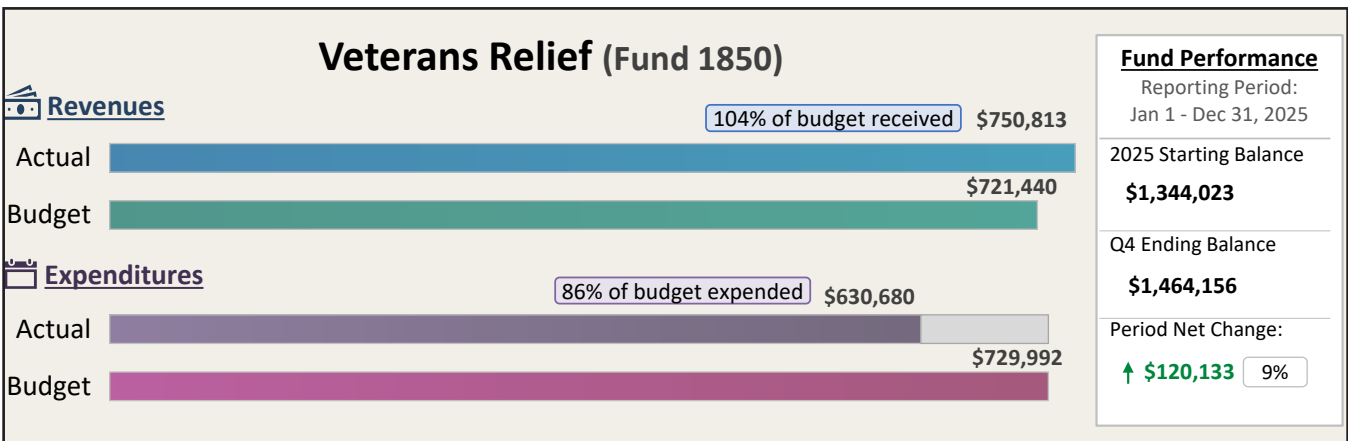
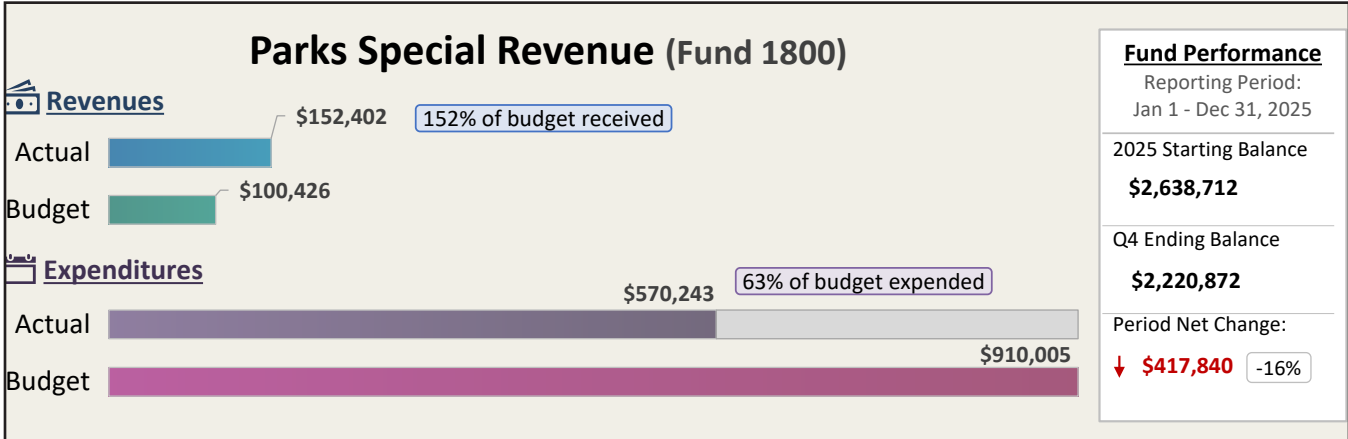
General Note: Funds with larger expenditure budgets than revenue budgets anticipate adequate budget lapse or use of fund equity reserves. Funds with more actual year-to-date expenditures than actual year-to-date revenues are utilizing fund balance reserves.

Whatcom County Fourth Quarter 2025 Financial Report

For the Quarter Ended December 31, 2025



Special Revenue & Other Funds, *continued* 2025 through Quarter 4



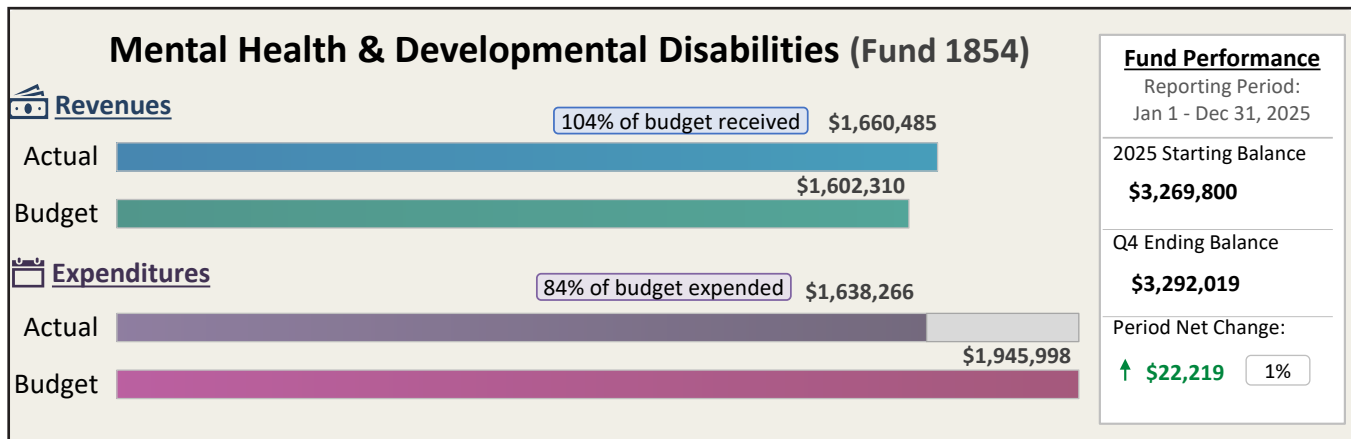
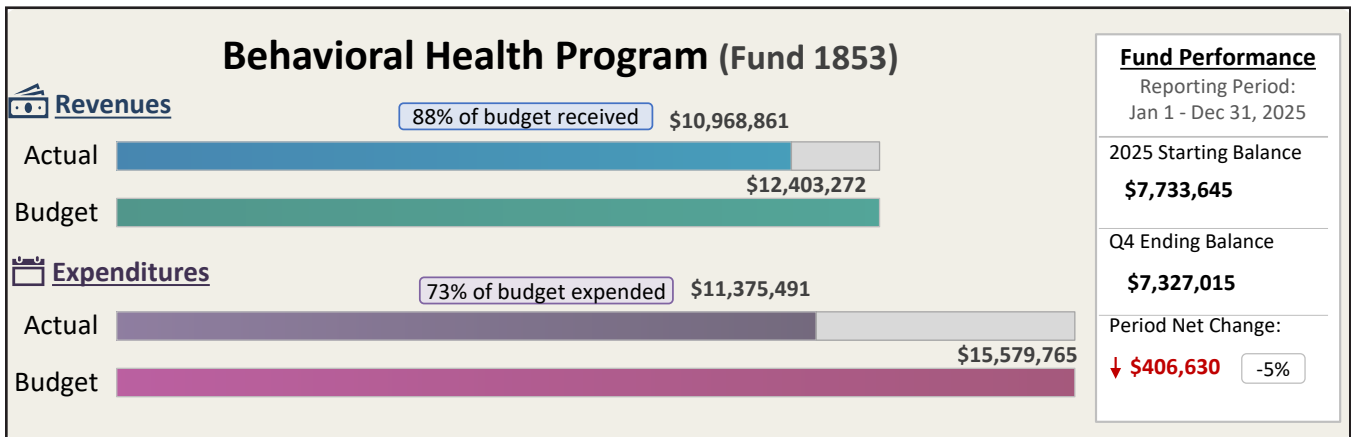
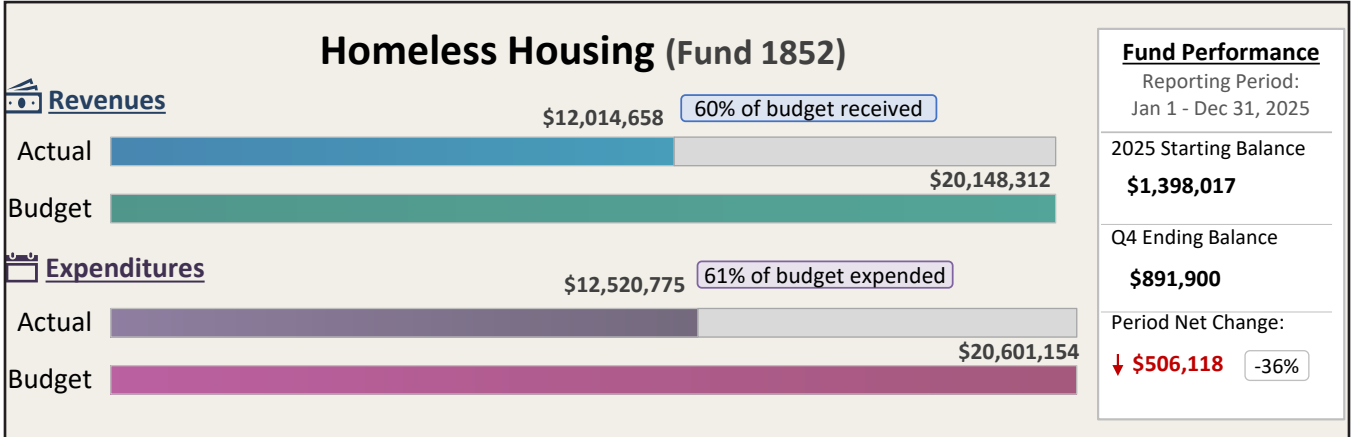
General Note: Funds with larger expenditure budgets than revenue budgets anticipate adequate budget lapse or use of fund equity reserves. Funds with more actual year-to-date expenditures than actual year-to-date revenues are utilizing fund balance reserves.

Whatcom County Fourth Quarter 2025 Financial Report

For the Quarter Ended December 31, 2025



Special Revenue & Other Funds, *continued* 2025 through Quarter 4



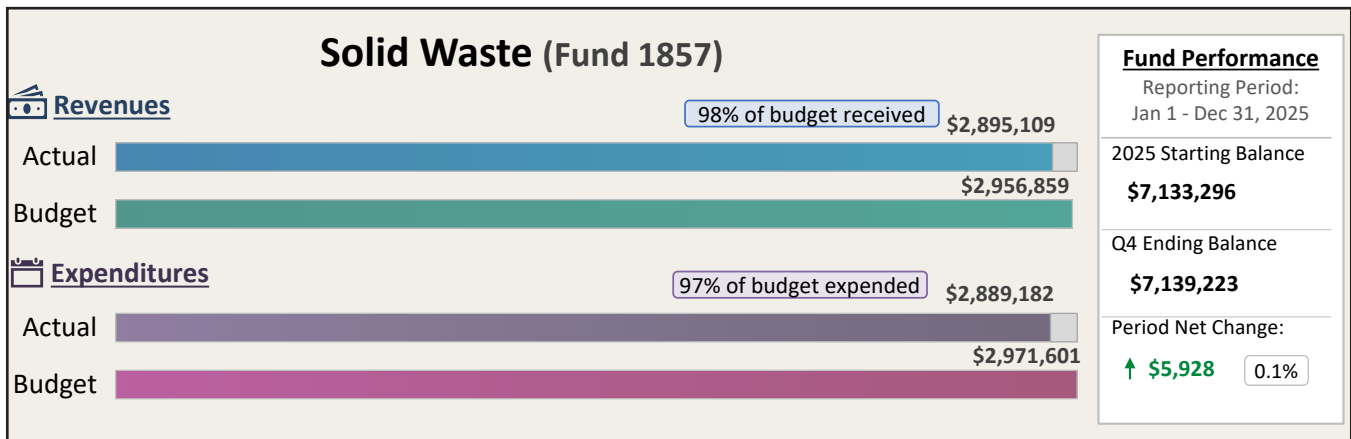
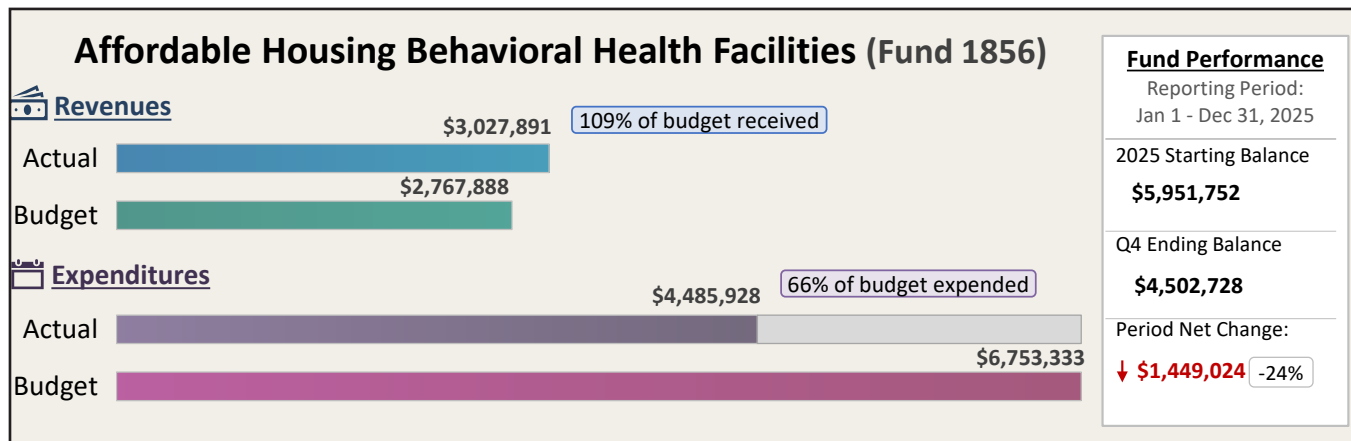
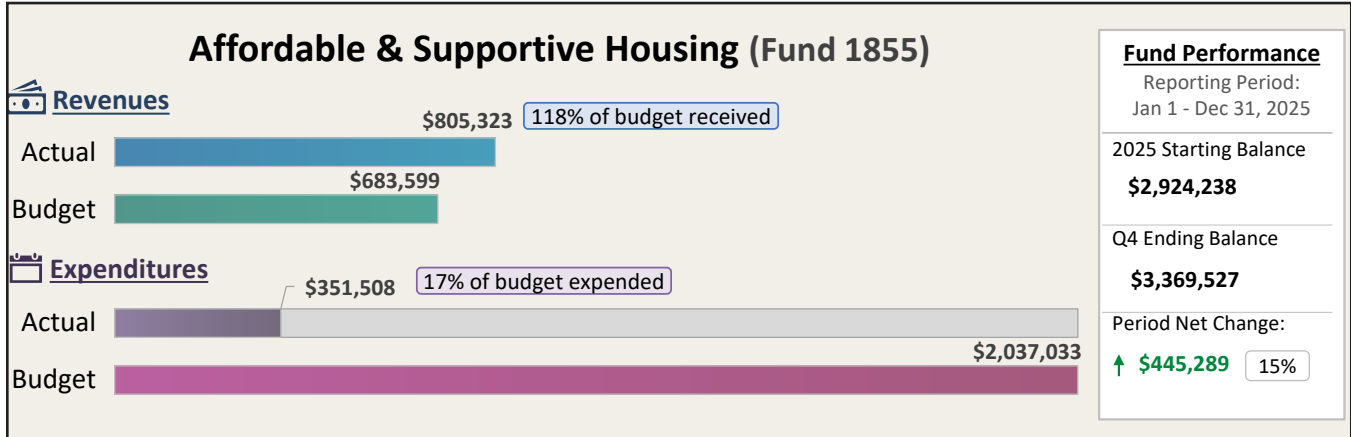
General Note: Funds with larger expenditure budgets than revenue budgets anticipate adequate budget lapse or use of fund equity reserves. Funds with more actual year-to-date expenditures than actual year-to-date revenues are utilizing fund balance reserves.

Whatcom County Fourth Quarter 2025 Financial Report

For the Quarter Ended December 31, 2025



Special Revenue & Other Funds, *continued* 2025 through Quarter 4



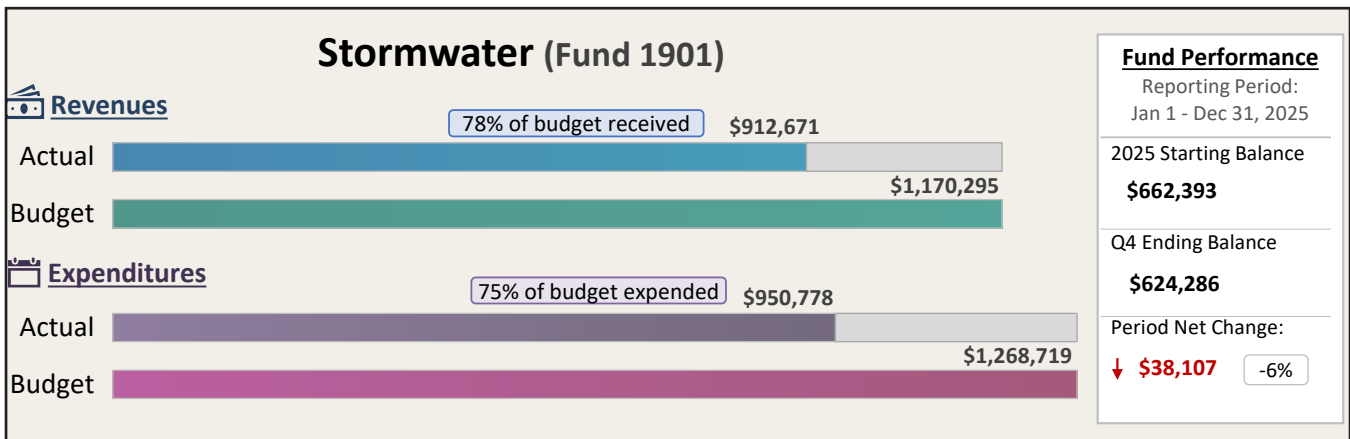
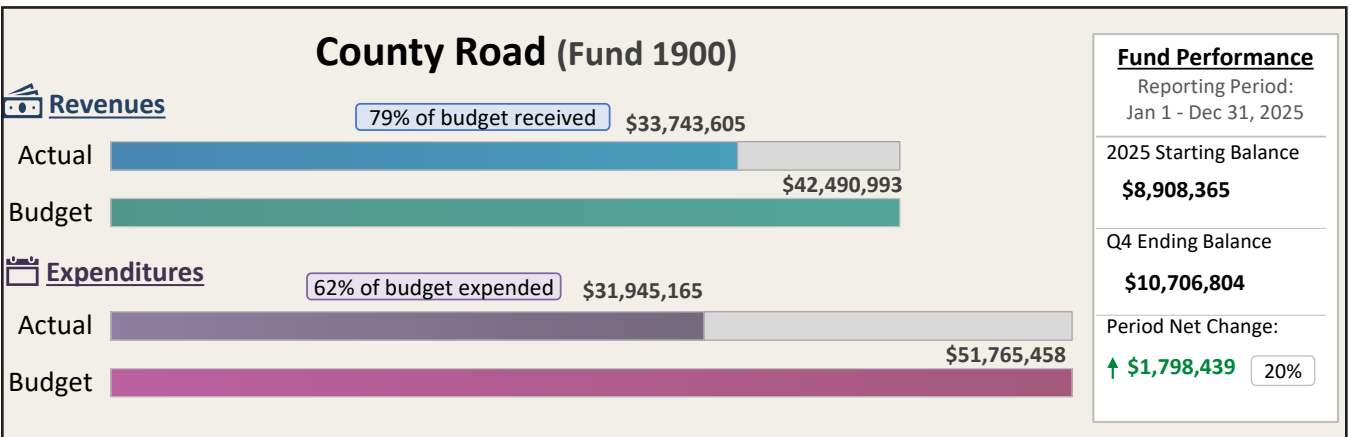
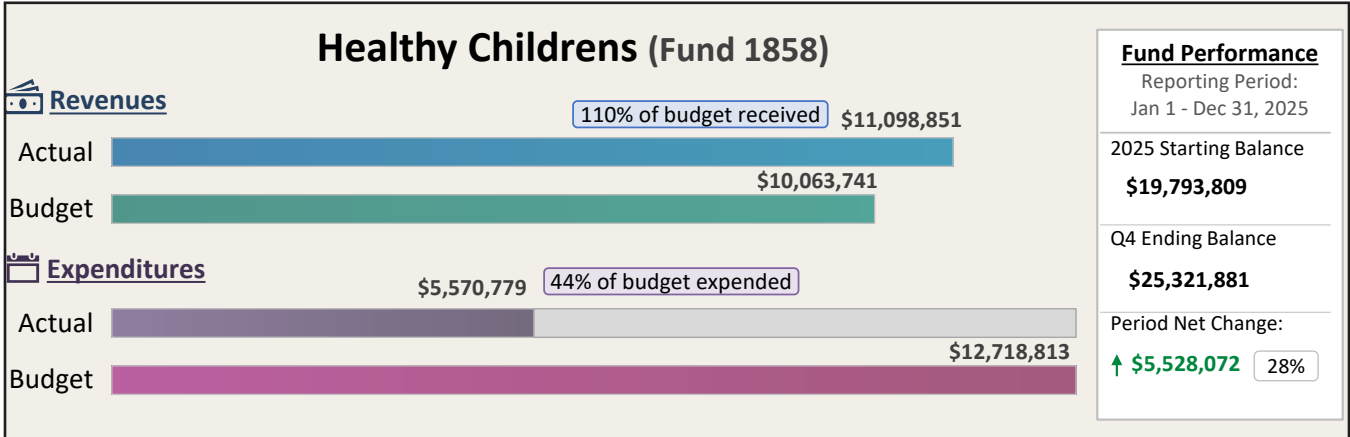
General Note: Funds with larger expenditure budgets than revenue budgets anticipate adequate budget lapse or use of fund equity reserves. Funds with more actual year-to-date expenditures than actual year-to-date revenues are utilizing fund balance reserves.

Whatcom County Fourth Quarter 2025 Financial Report

For the Quarter Ended December 31, 2025



Special Revenue & Other Funds, *continued* 2025 through Quarter 4



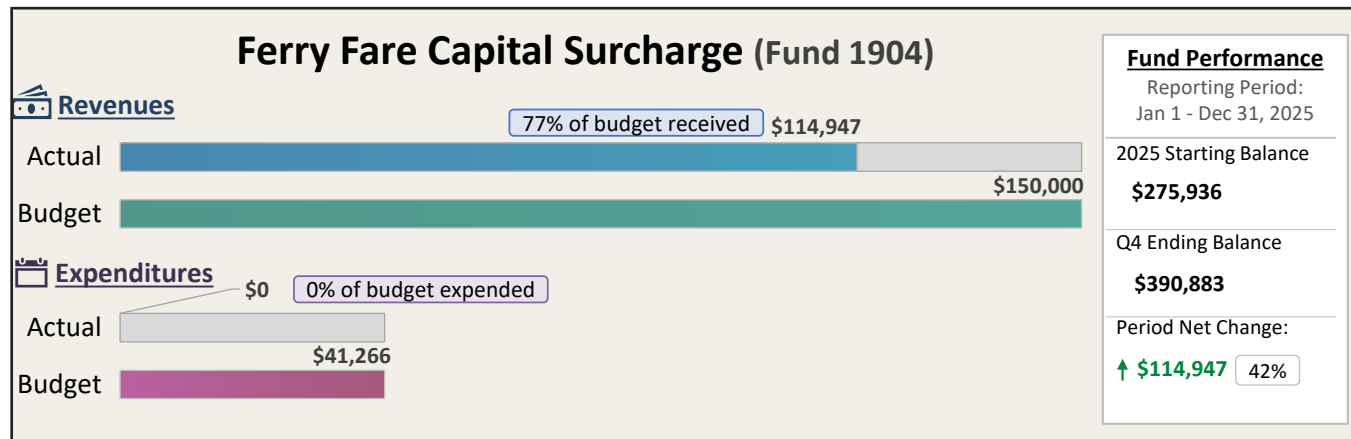
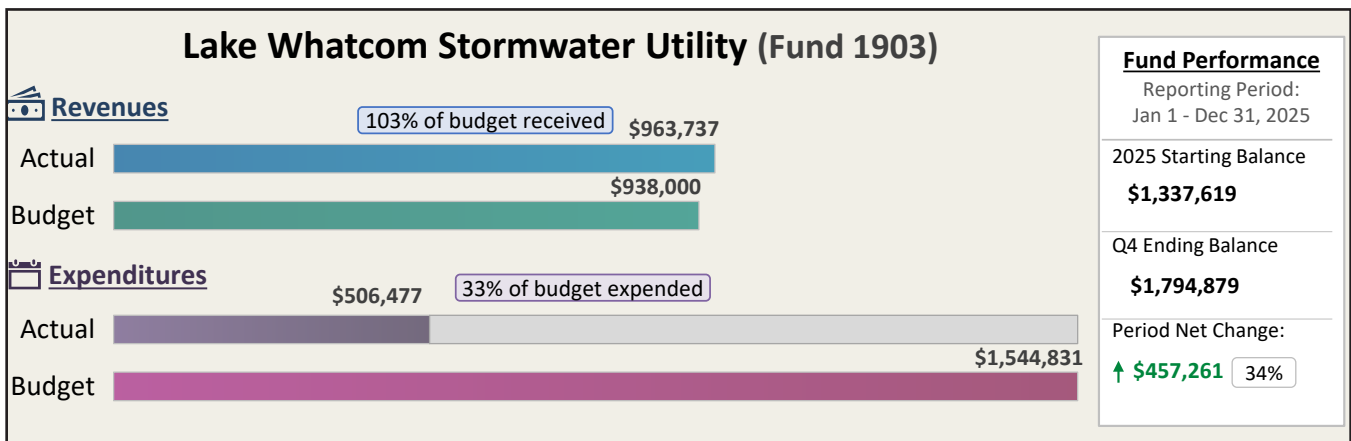
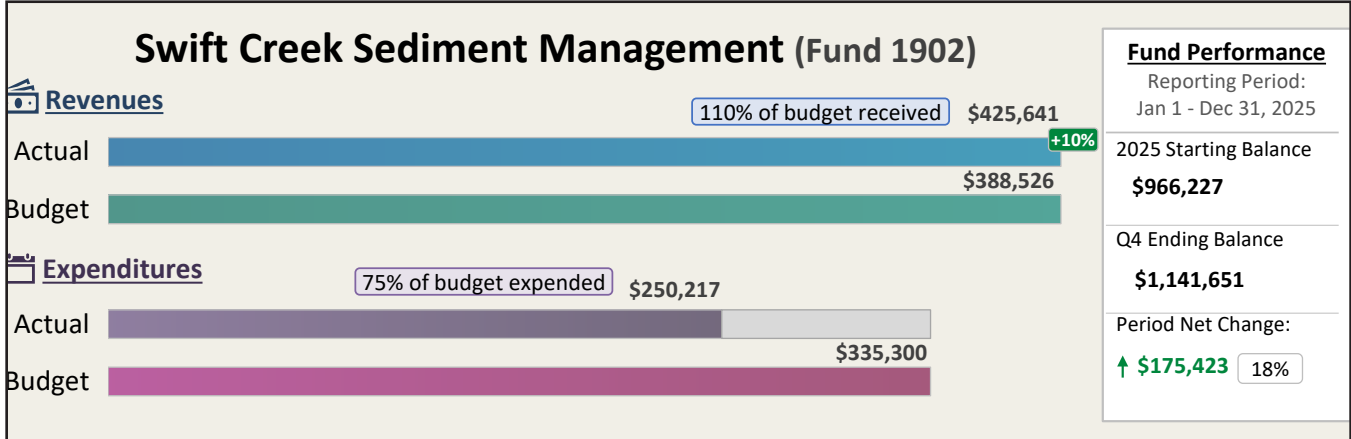
General Note: Funds with larger expenditure budgets than revenue budgets anticipate adequate budget lapse or use of fund equity reserves. Funds with more actual year-to-date expenditures than actual year-to-date revenues are utilizing fund balance reserves.

Whatcom County Fourth Quarter 2025 Financial Report

For the Quarter Ended December 31, 2025



Special Revenue & Other Funds, *continued* 2025 through Quarter 4



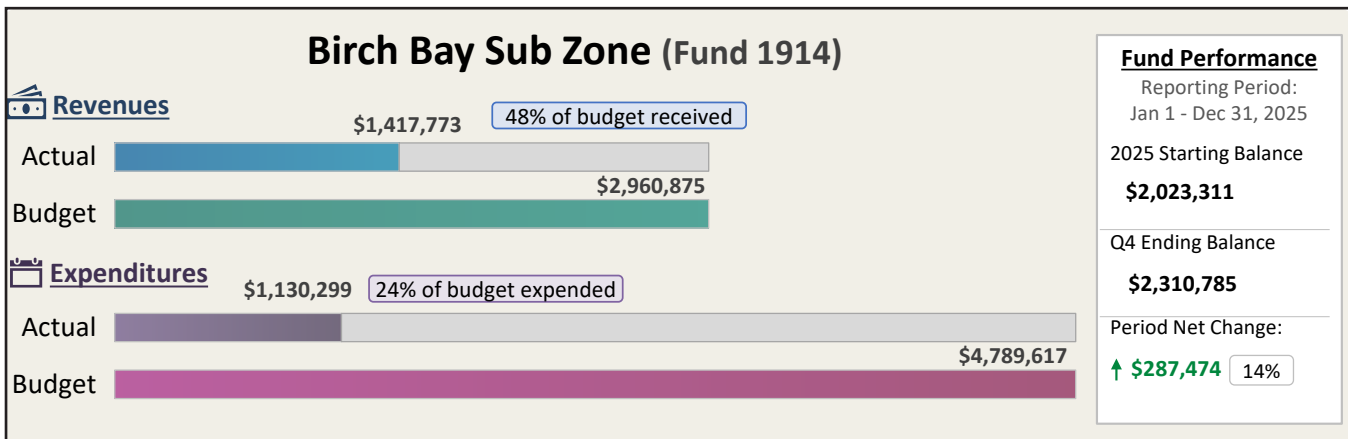
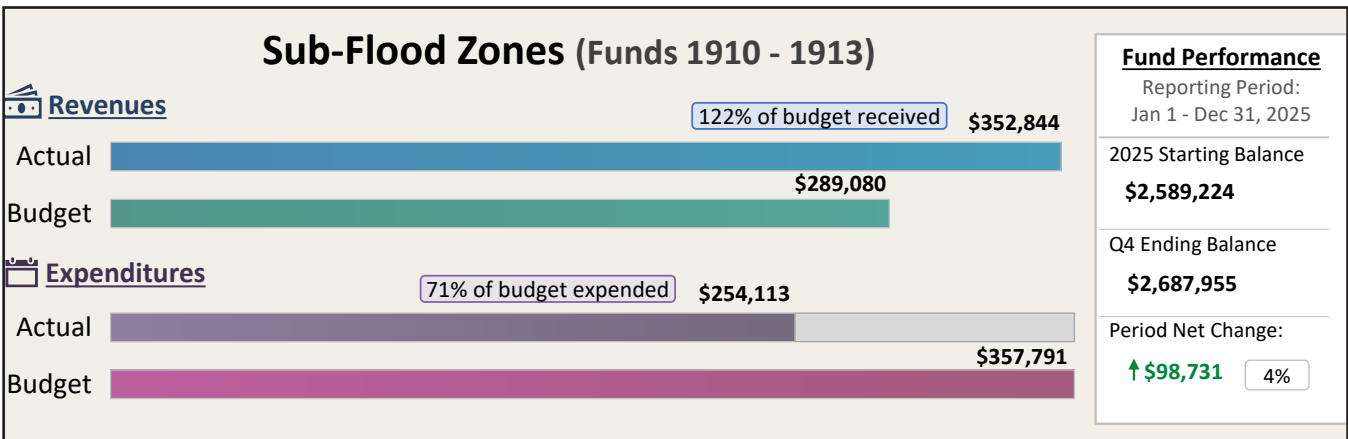
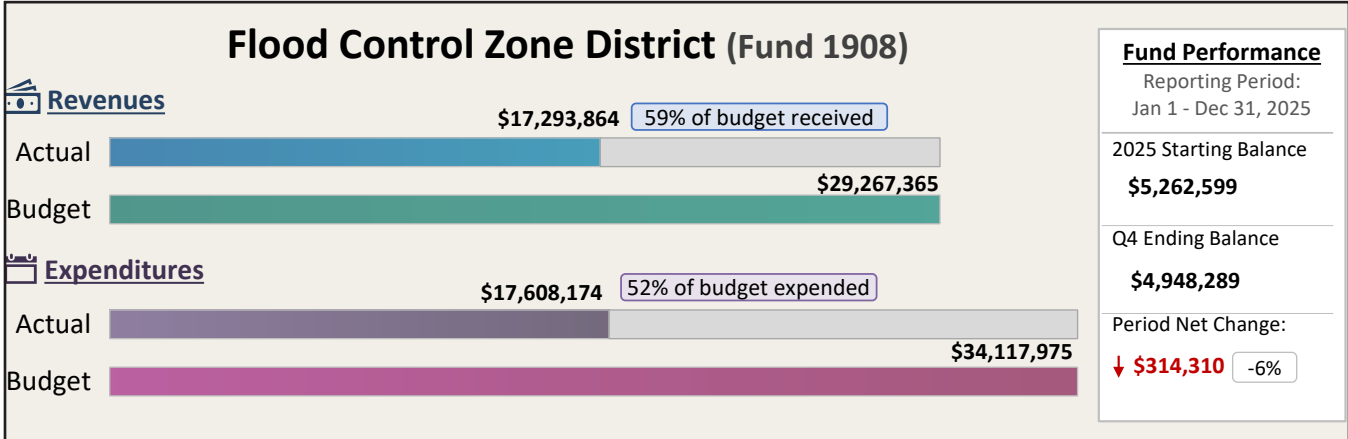
General Note: Funds with larger expenditure budgets than revenue budgets anticipate adequate budget lapse or use of fund equity reserves. Funds with more actual year-to-date expenditures than actual year-to-date revenues are utilizing fund balance reserves.

Whatcom County Fourth Quarter 2025 Financial Report

For the Quarter Ended December 31, 2025



Special Revenue & Other Funds, *continued* 2025 through Quarter 4



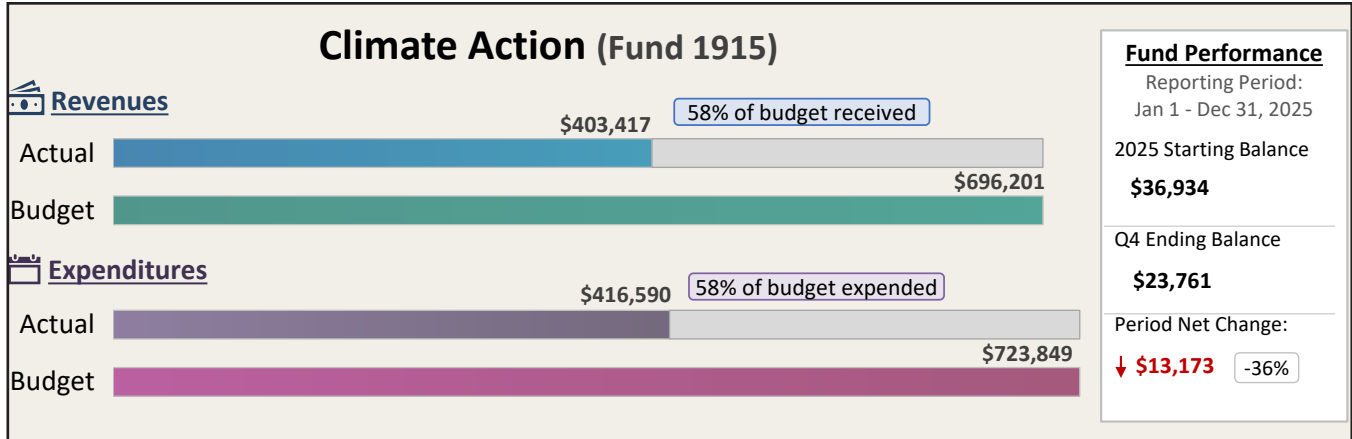
General Note: Funds with larger expenditure budgets than revenue budgets anticipate adequate budget lapse or use of fund equity reserves. Funds with more actual year-to-date expenditures than actual year-to-date revenues are utilizing fund balance reserves.

Whatcom County Fourth Quarter 2025 Financial Report

For the Quarter Ended December 31, 2025



Special Revenue & Other Funds, *continued* 2025 through Quarter 4



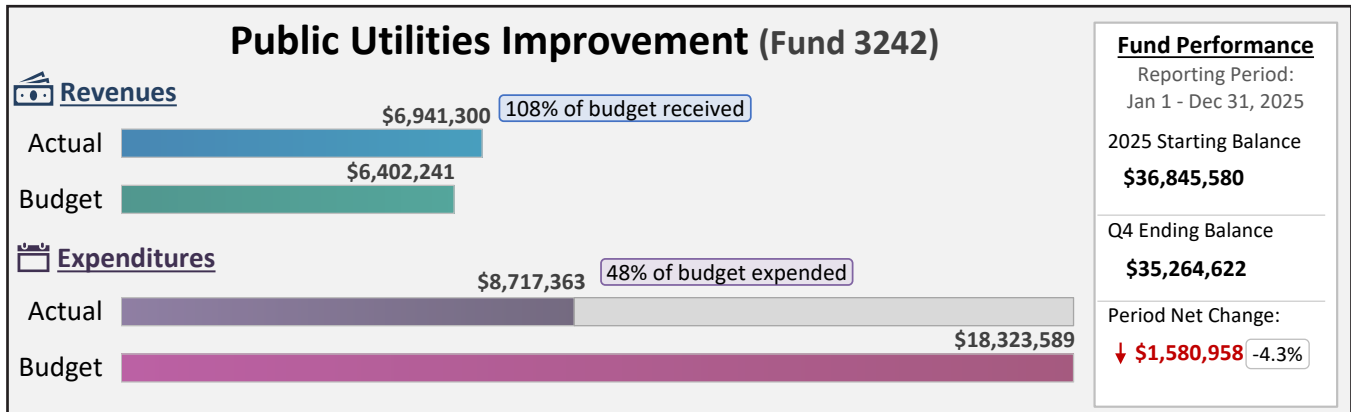
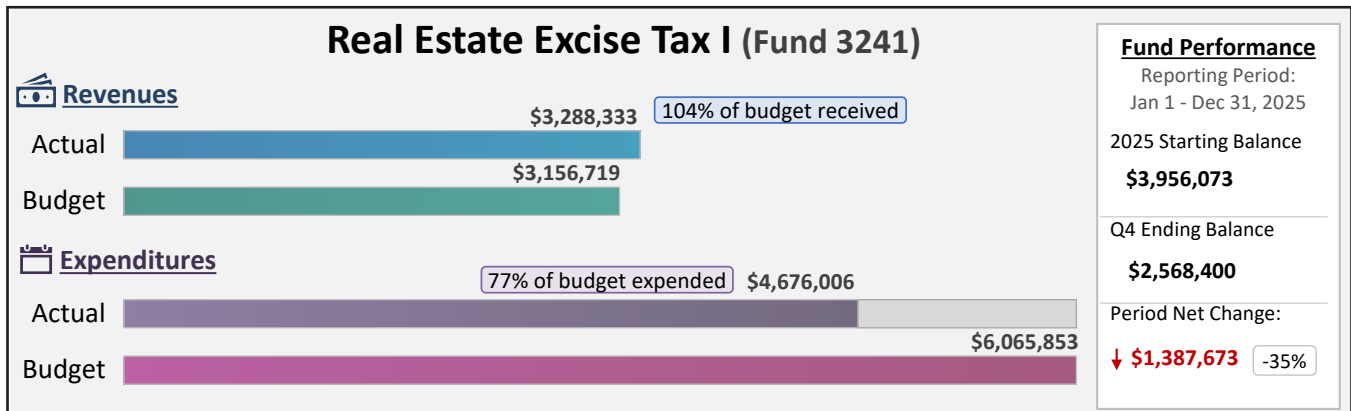
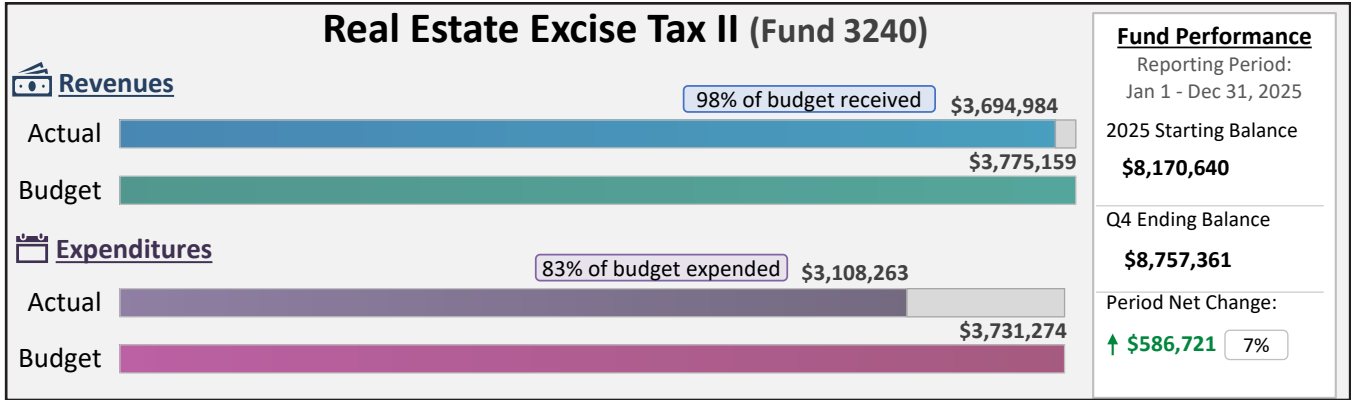
General Note: Funds with larger expenditure budgets than revenue budgets anticipate adequate budget lapse or use of fund equity reserves. Funds with more actual year-to-date expenditures than actual year-to-date revenues are utilizing fund balance reserves.

Whatcom County Fourth Quarter 2025 Financial Report

For the Quarter Ended December 31, 2025



Capital Project Funds 2025 through Quarter 4



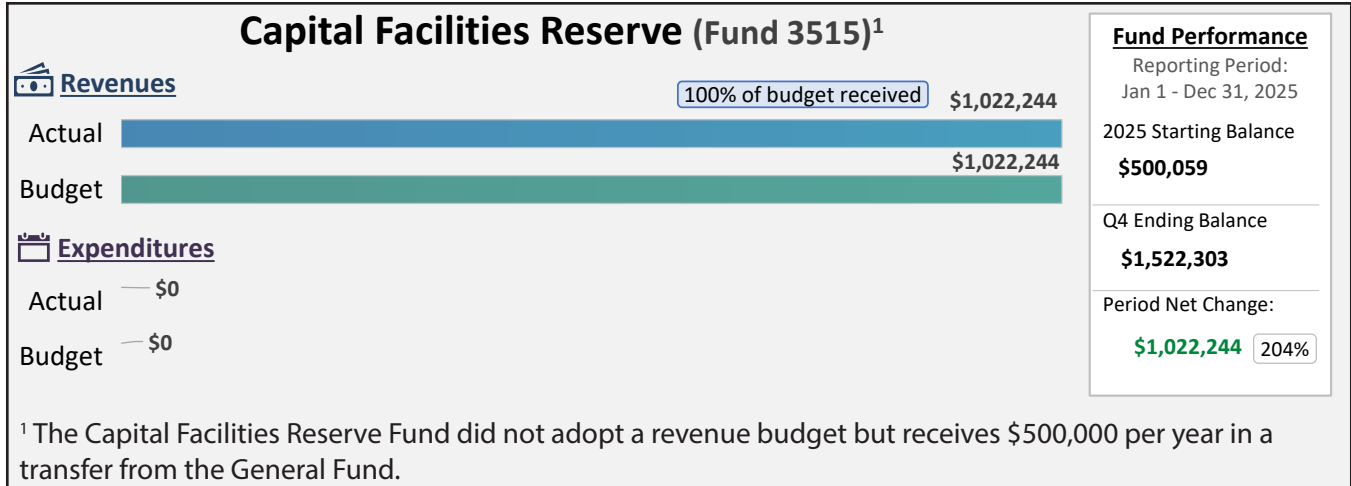
General Note: Funds with larger expenditure budgets than revenue budgets anticipate adequate budget lapse or use of fund equity reserves. Funds with more actual year-to-date expenditures than actual year-to-date revenues are utilizing fund balance reserves.

Whatcom County Fourth Quarter 2025 Financial Report

For the Quarter Ended December 31, 2025



Capital Project Funds, *continued* 2025 through Quarter 4



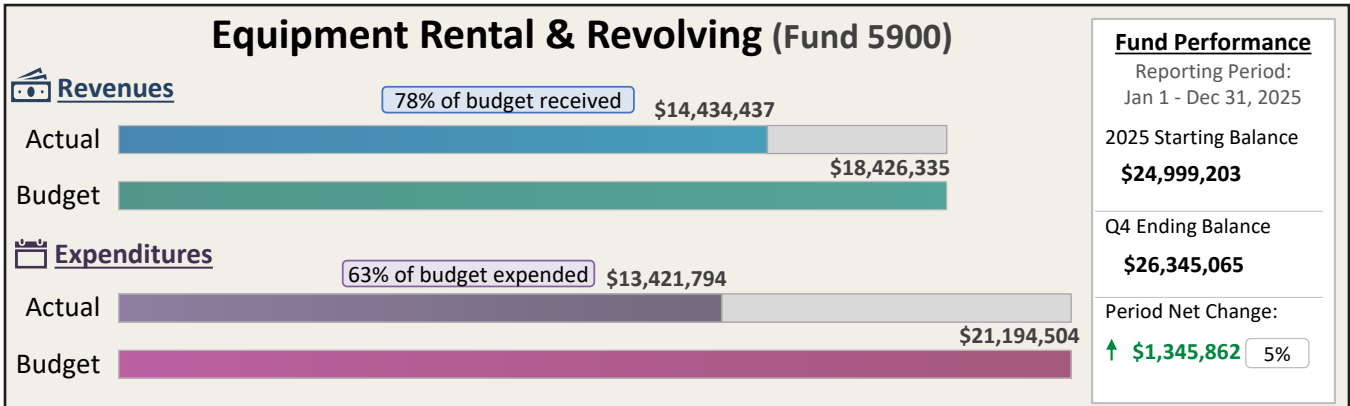
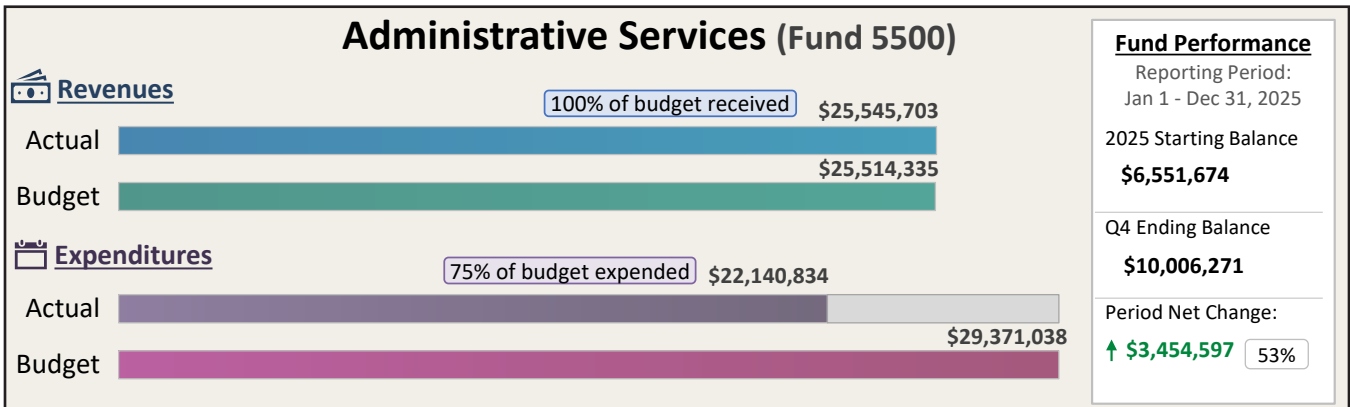
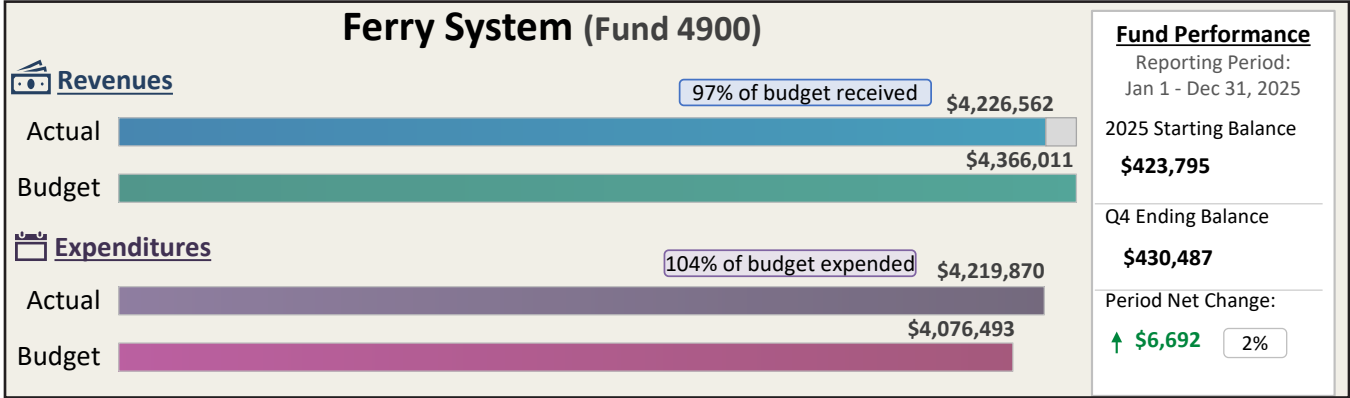
General Note: Funds with larger expenditure budgets than revenue budgets anticipate adequate budget lapse or use of fund equity reserves. Funds with more actual year-to-date expenditures than actual year-to-date revenues are utilizing fund balance reserves.

Whatcom County Fourth Quarter 2025 Financial Report

For the Quarter Ended December 31, 2025



Enterprise & Internal Service Funds 2025 through Quarter 4



Whatcom County Fourth Quarter 2025 Financial Report

For the Quarter Ended December 31, 2025



Project Budget Funds Life of Project

Public Safety Radio System (Fund 3350)

Revenues



Expenditures



Fund Performance

Reporting Period:
Jan 1 - Dec 31, 2025

2025 Starting Balance:
\$54,781


Q4 Ending Balance:
\$54,781

Period Net Change:
\$0 0%

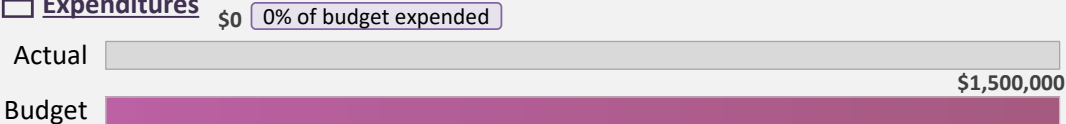
View the [Public Safety Radio System Project Update](#)
View the [Public Safety Radio System Project Webpage](#)

WC Sheriff Leasehold Improvements (Fund 3351)

Revenues



Expenditures



Fund Performance

Reporting Period:
Jan 1 - Dec 31, 2025

2025 Starting Balance:
\$0

Q4 Ending Balance:
\$1,500,000

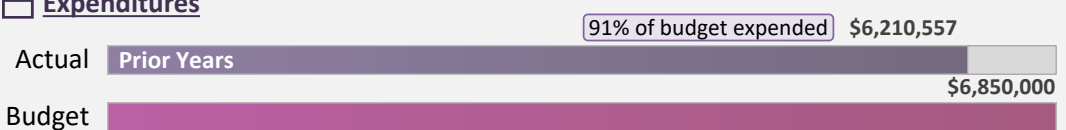
Period Net Change:
\$1,500,000

Civic Center Building (Fund 3500)

Revenues



Expenditures



Fund Performance

Reporting Period:
Jan 1 - Sep 30, 2025

2025 Starting Balance:
\$672,393

Q3 Ending Balance:
\$672,393

Period Net Change:
\$0 0%

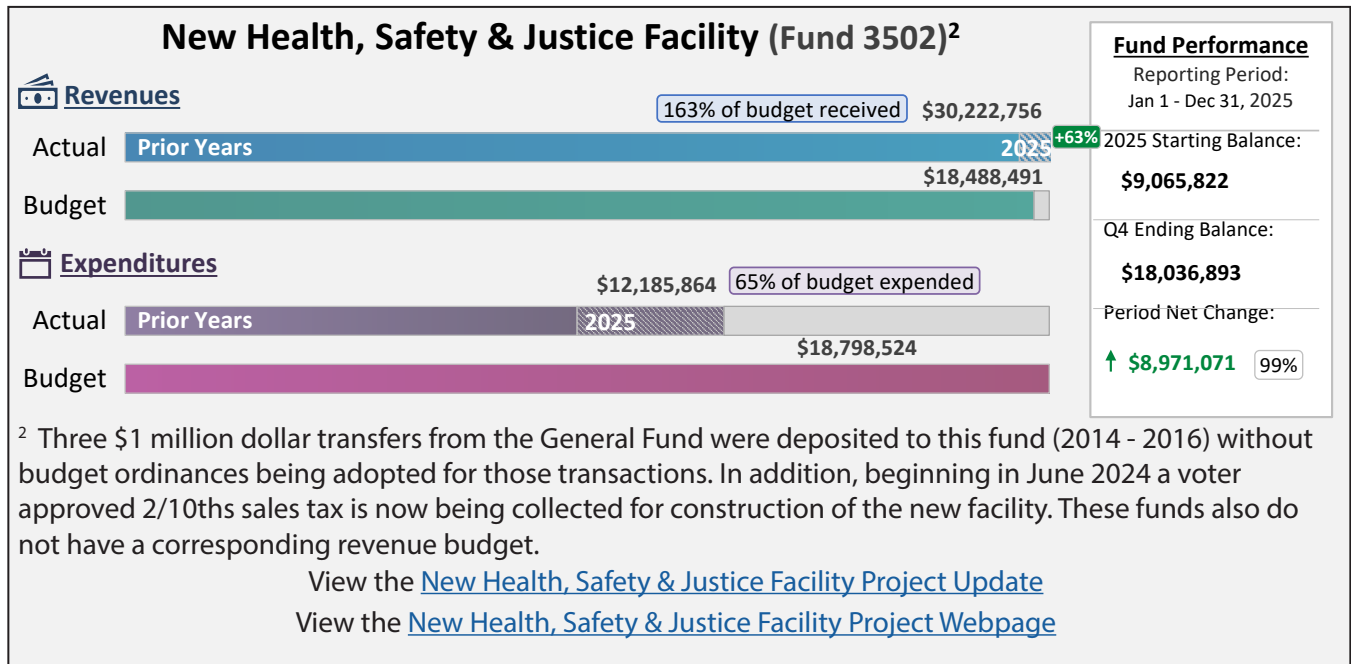
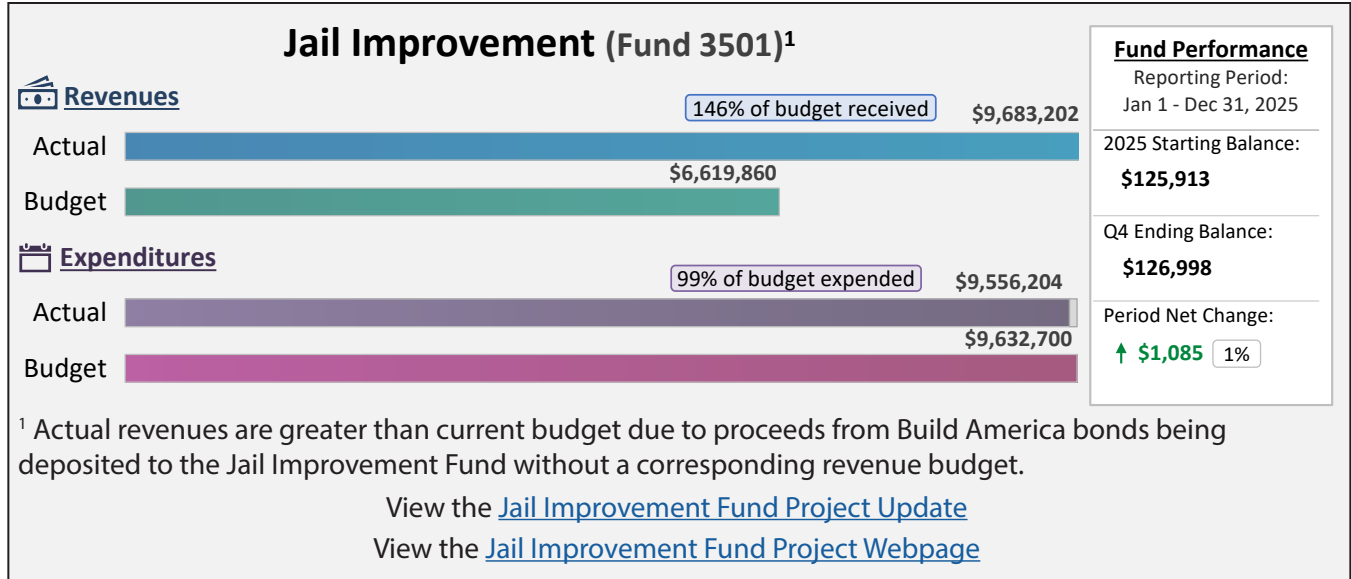
View the [Civic Center Building Project Update](#)
View the [Civic Center Building Project Webpage](#)

Whatcom County Fourth Quarter 2025 Financial Report

For the Quarter Ended December 31, 2025



Project Budget Funds, *continued* Life of Project

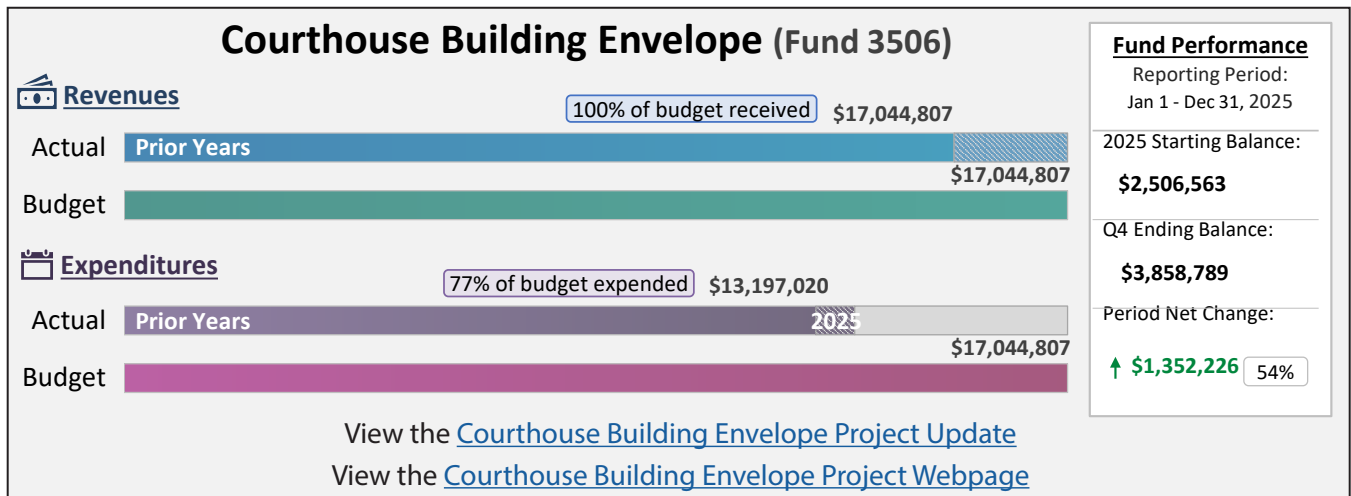
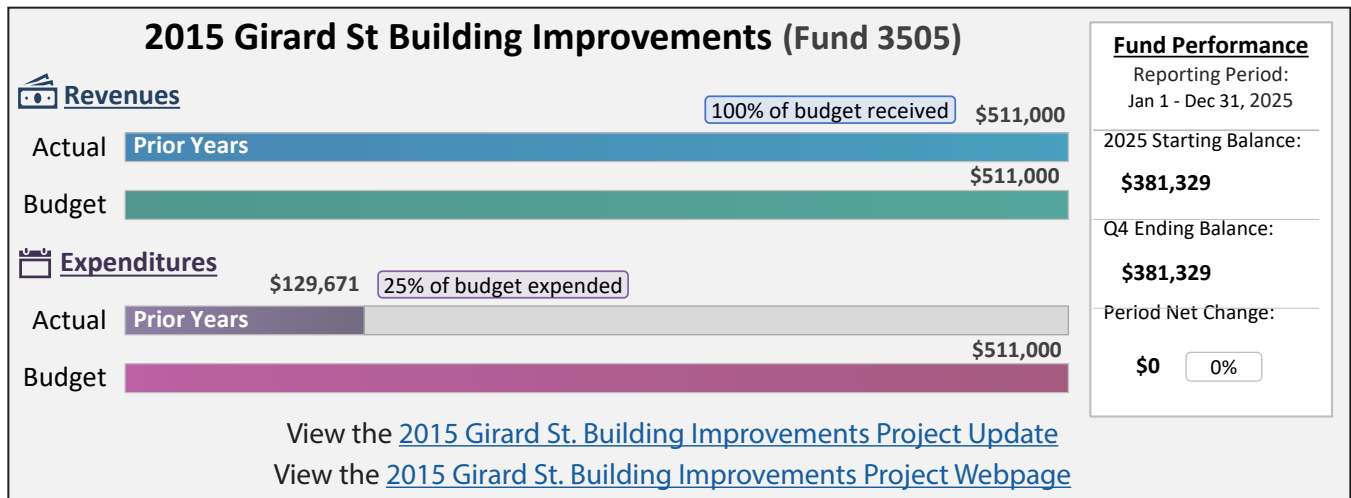
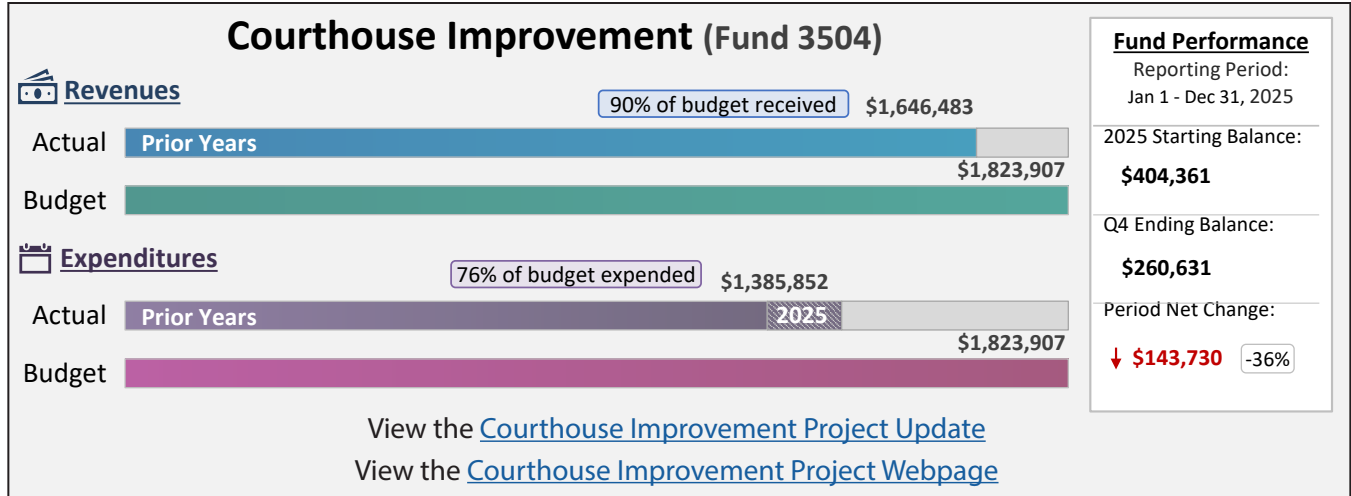


Whatcom County Fourth Quarter 2025 Financial Report

For the Quarter Ended December 31, 2025



Project Budget Funds, *continued* Life of Project

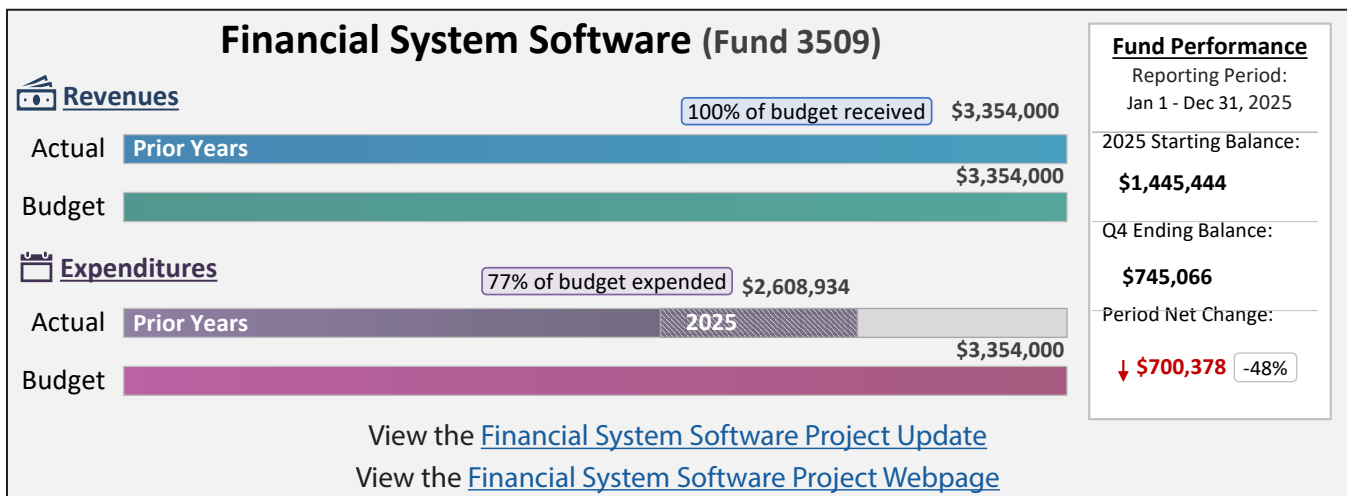
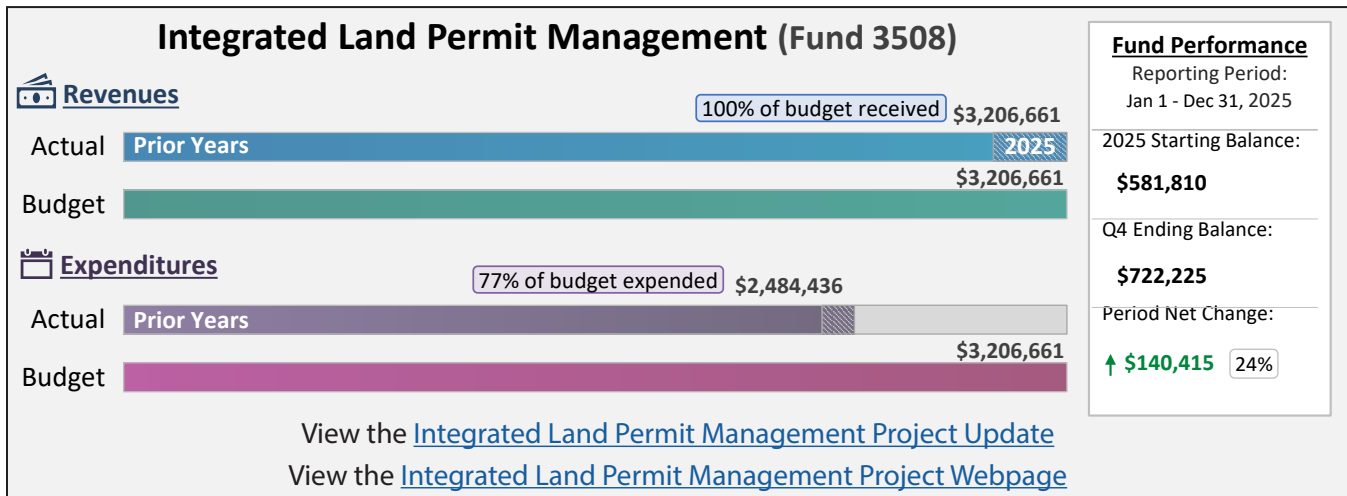
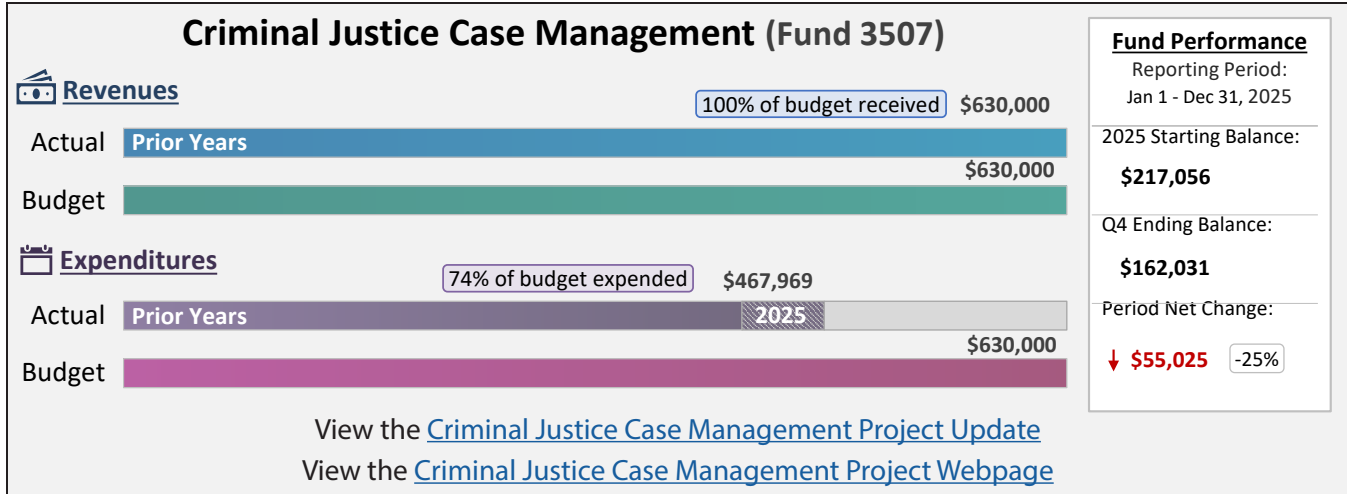


Whatcom County Fourth Quarter 2025 Financial Report

For the Quarter Ended December 31, 2025



Project Budget Funds, *continued* Life of Project

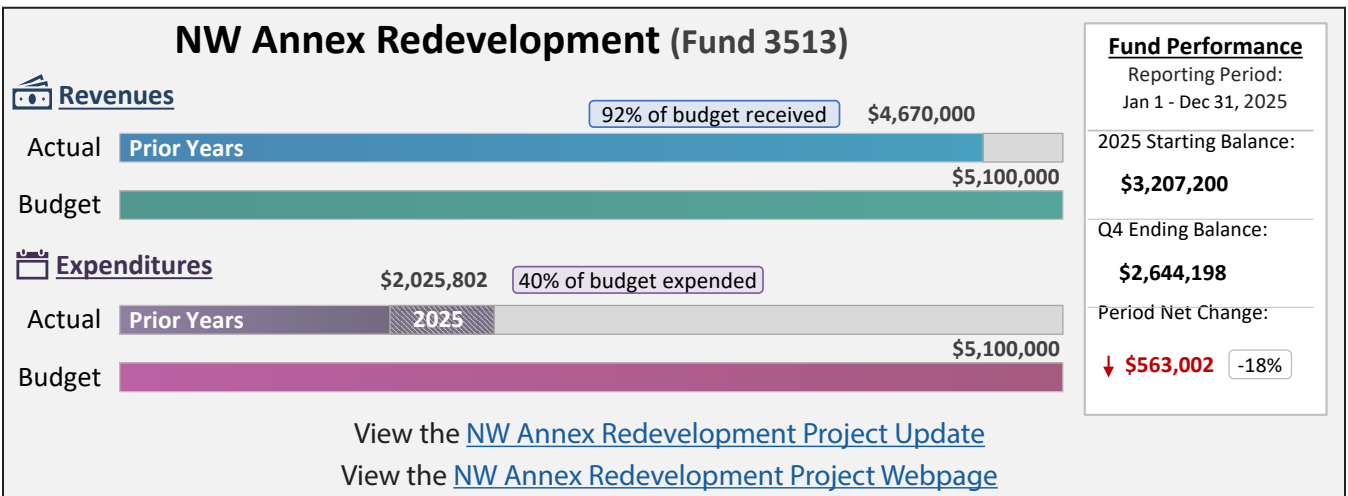
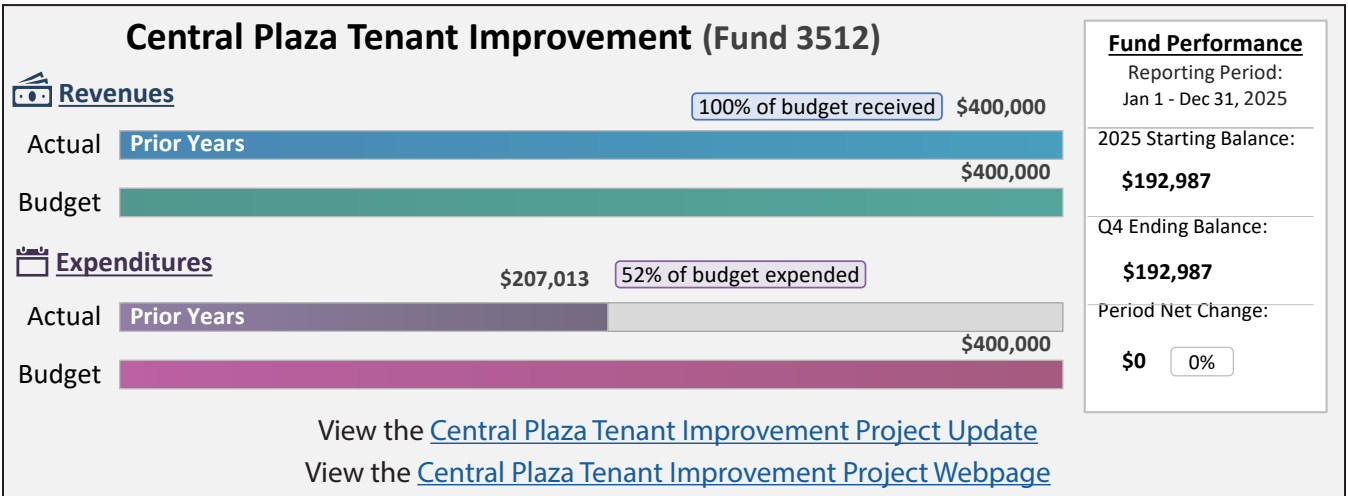
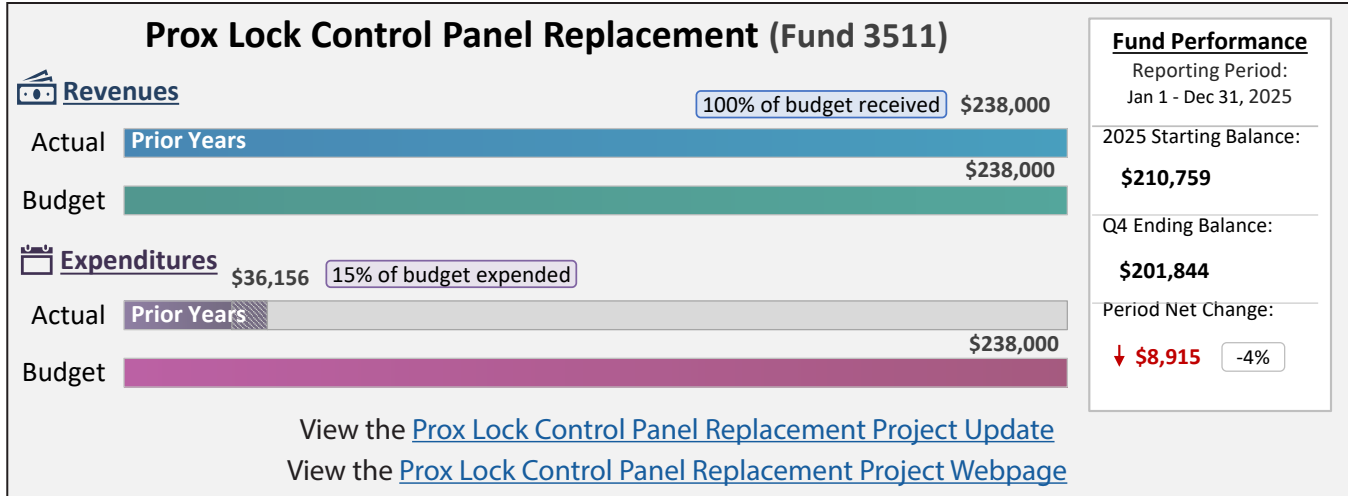


Whatcom County Fourth Quarter 2025 Financial Report

For the Quarter Ended December 31, 2025



Project Budget Funds, *continued* Life of Project

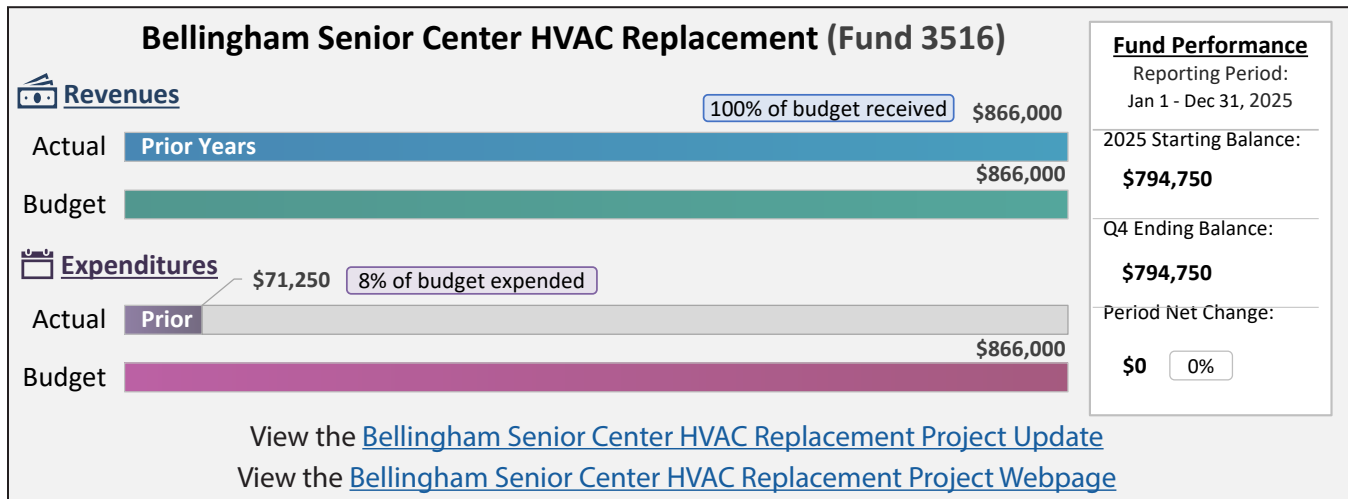
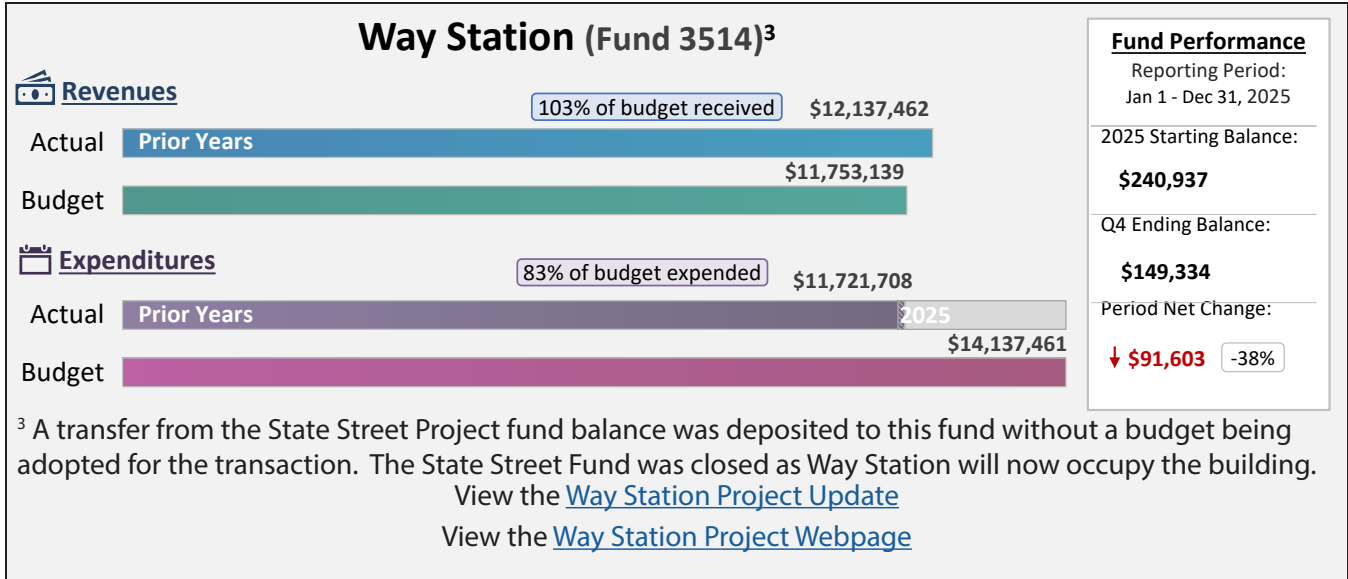


Whatcom County Fourth Quarter 2025 Financial Report

For the Quarter Ended December 31, 2025



Project Budget Funds, *continued* Life of Project

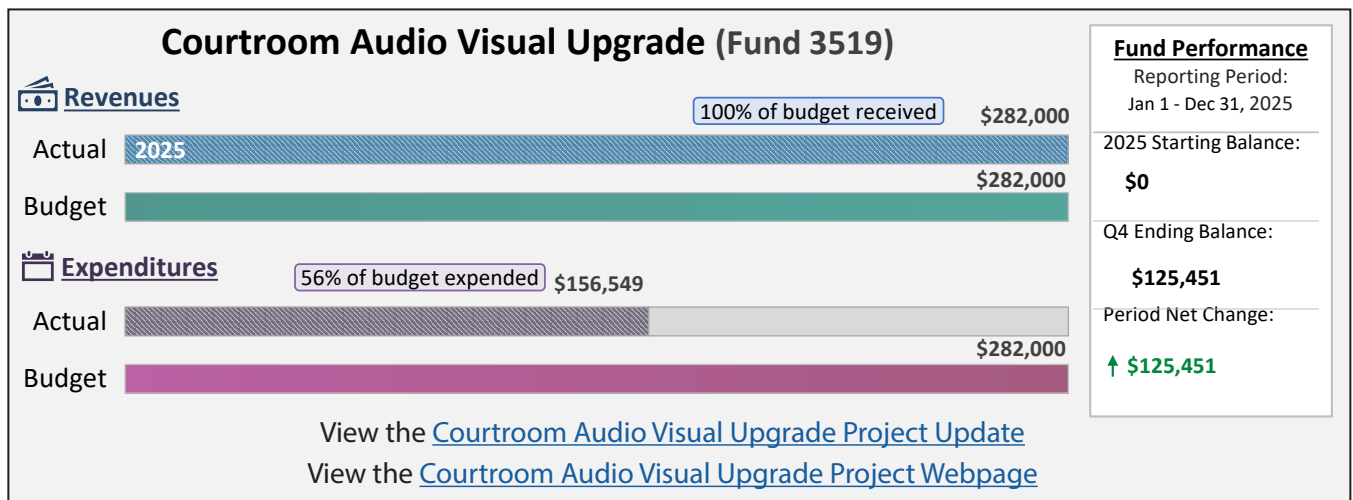
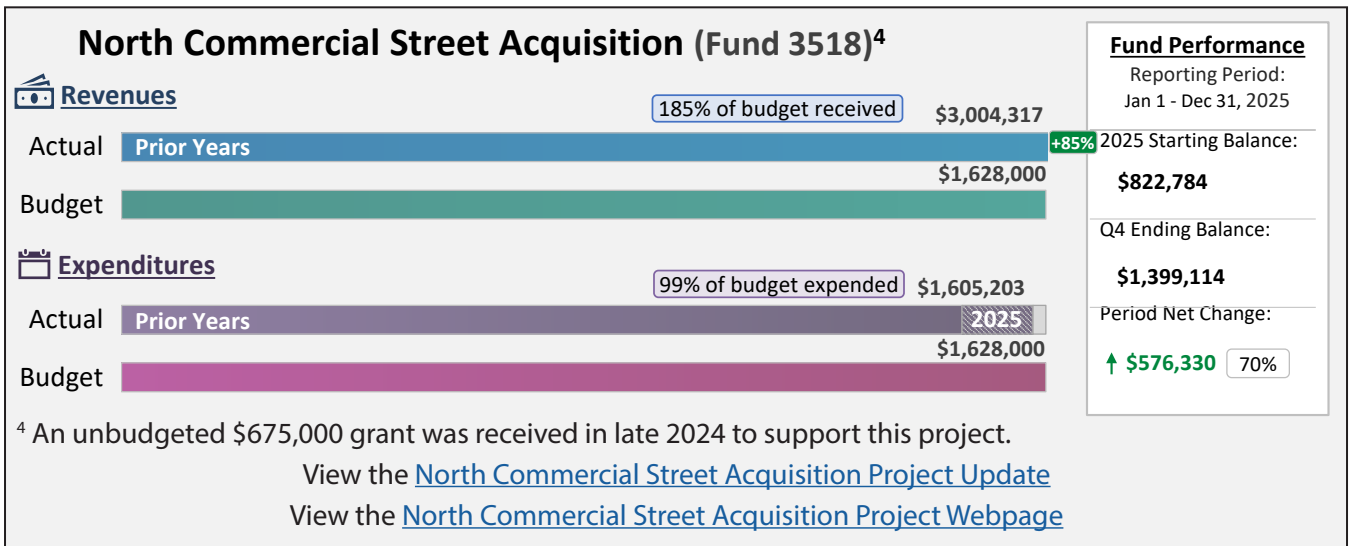
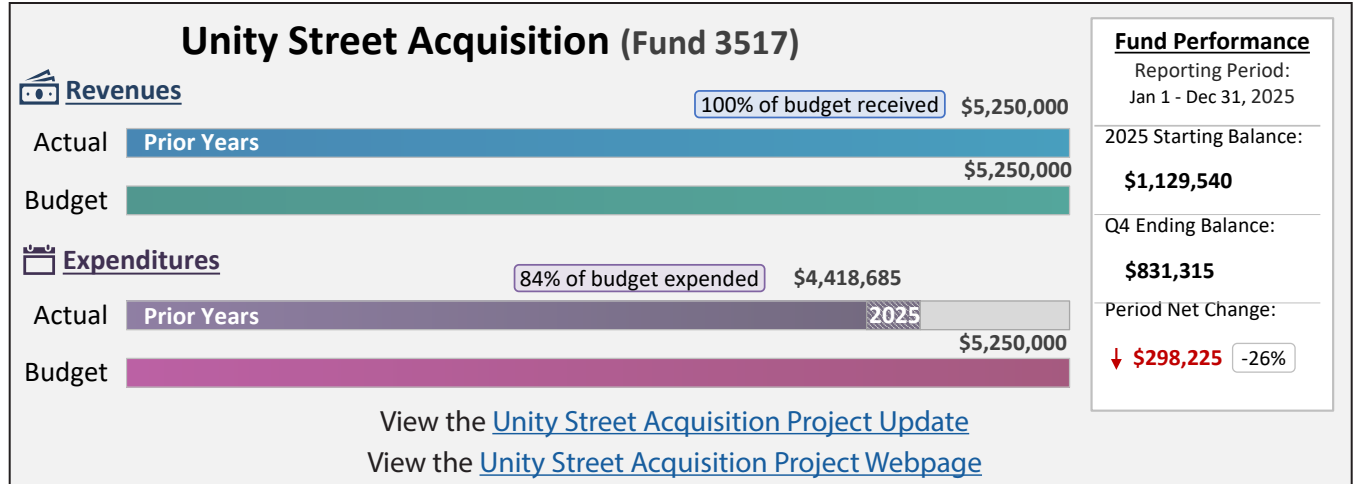


Whatcom County Fourth Quarter 2025 Financial Report

For the Quarter Ended December 31, 2025



Project Budget Funds, *continued* Life of Project

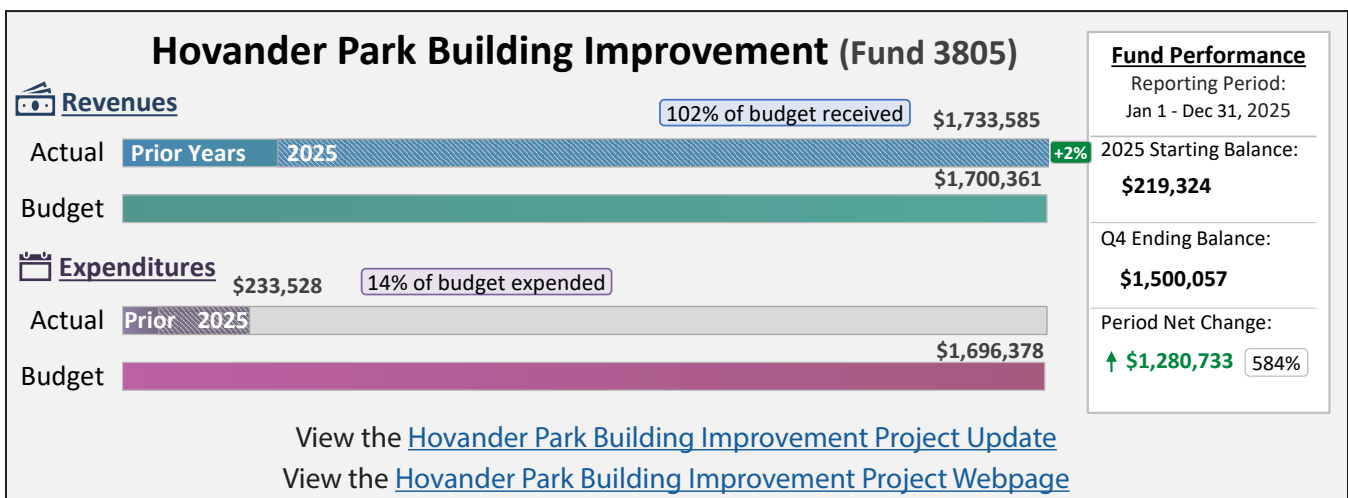
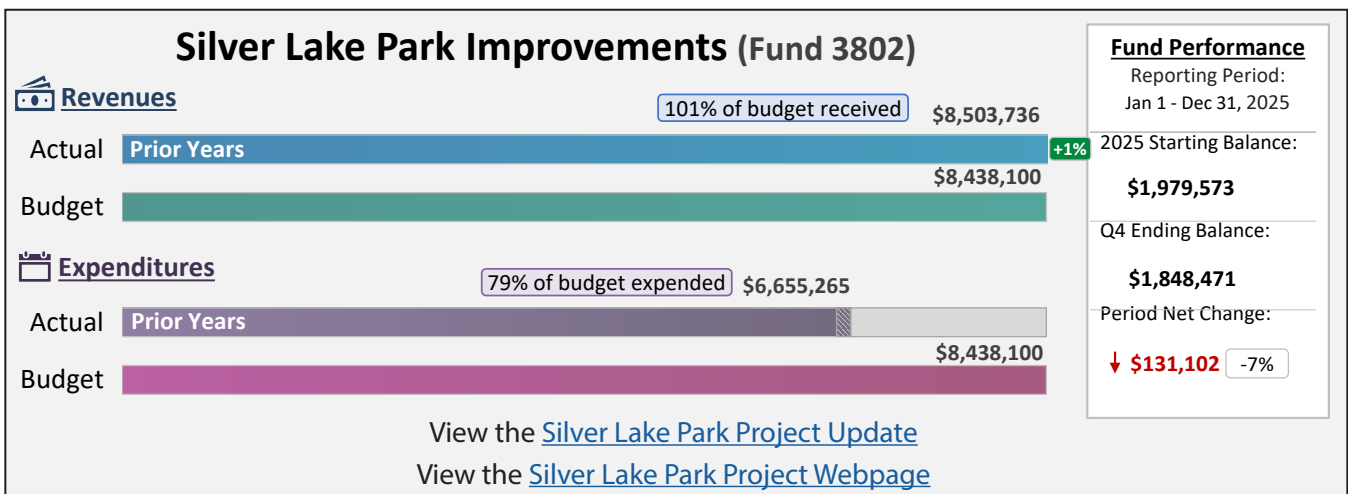
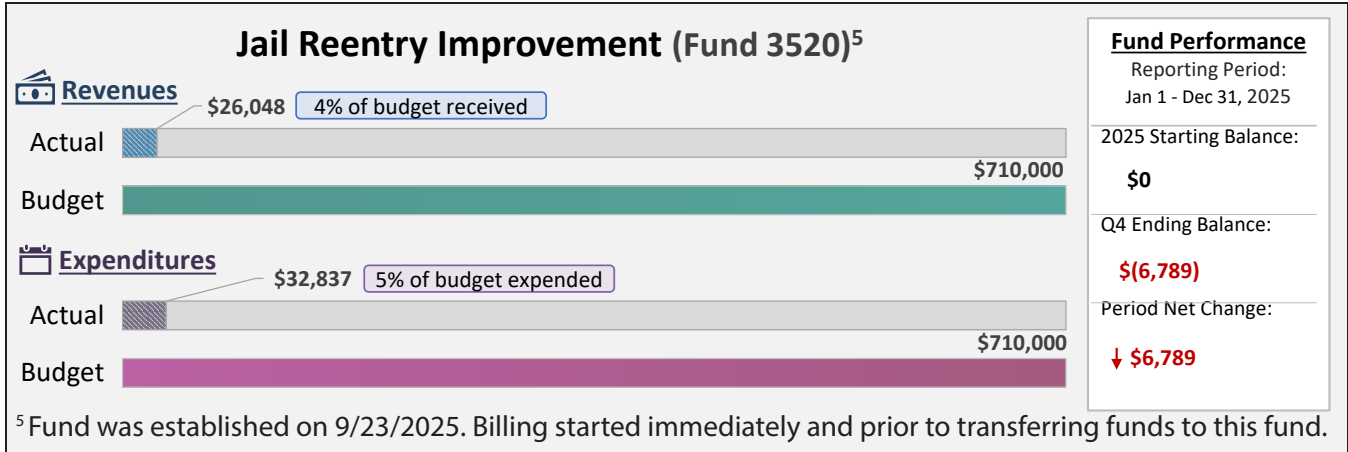


Whatcom County Fourth Quarter 2025 Financial Report

For the Quarter Ended December 31, 2025



Project Budget Funds, *continued* Life of Project

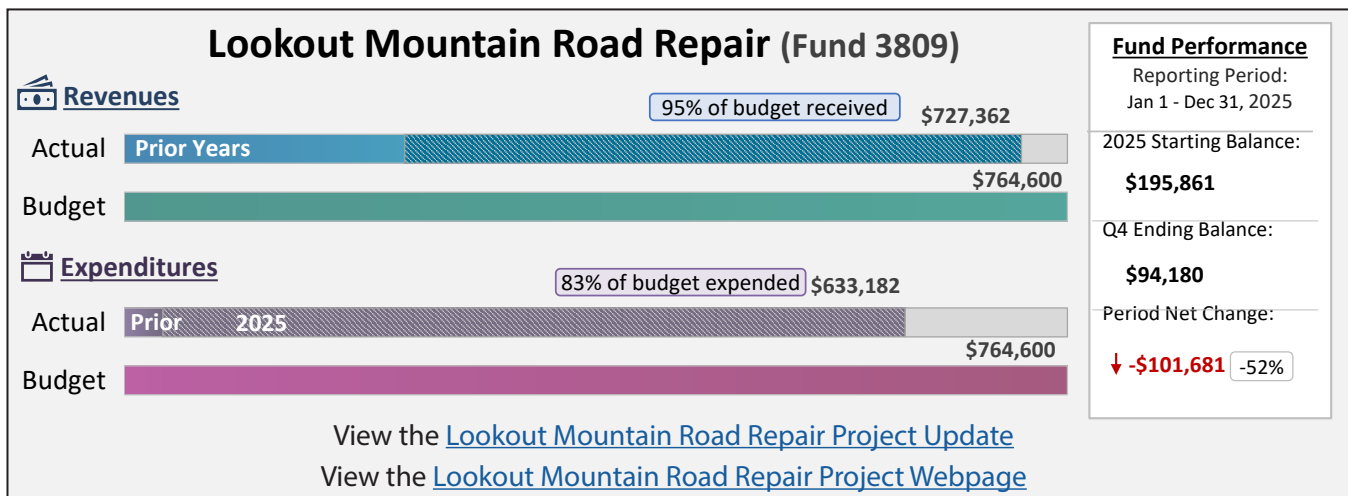
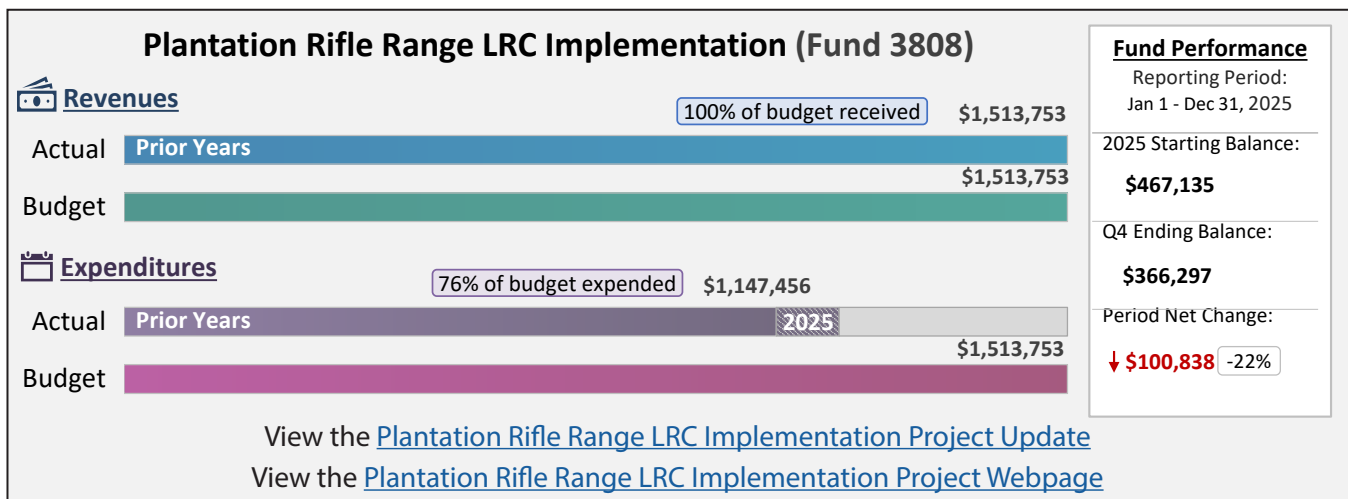
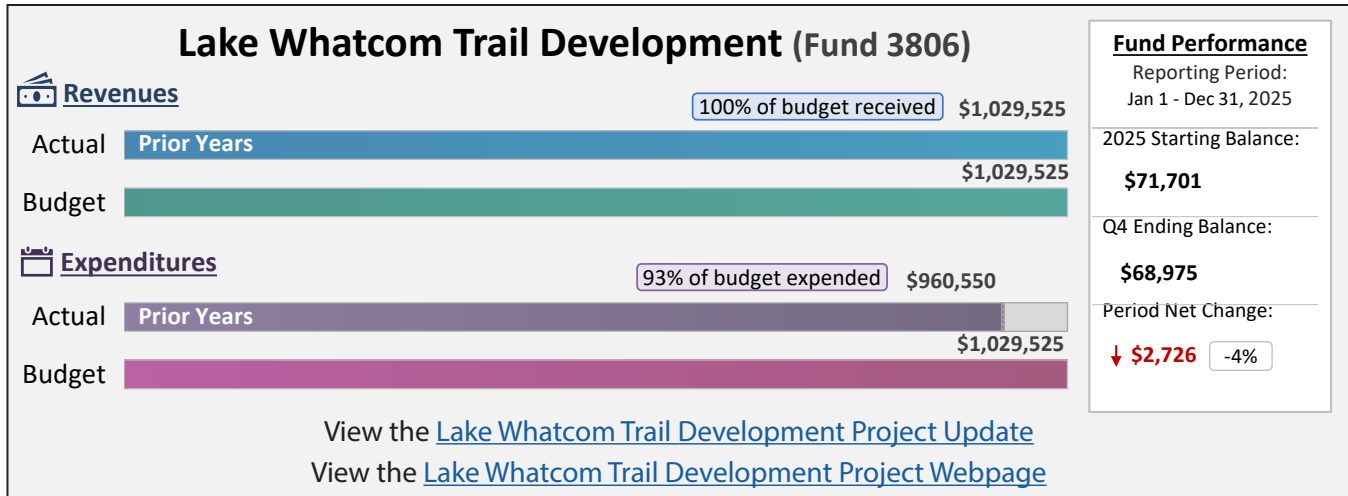


Whatcom County Fourth Quarter 2025 Financial Report

For the Quarter Ended December 31, 2025



Project Budget Funds, *continued* Life of Project

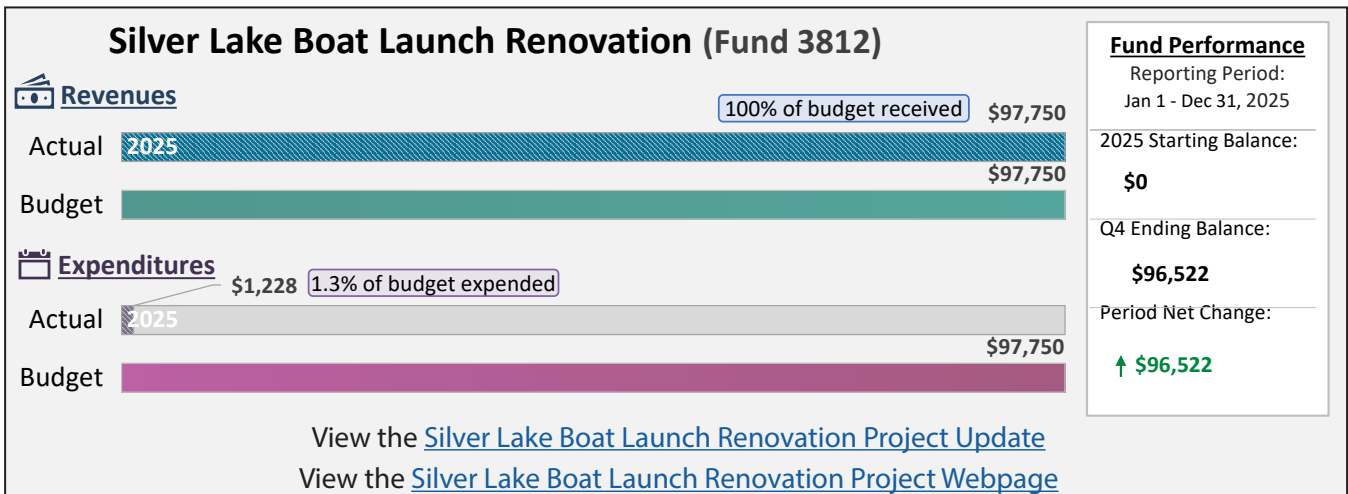
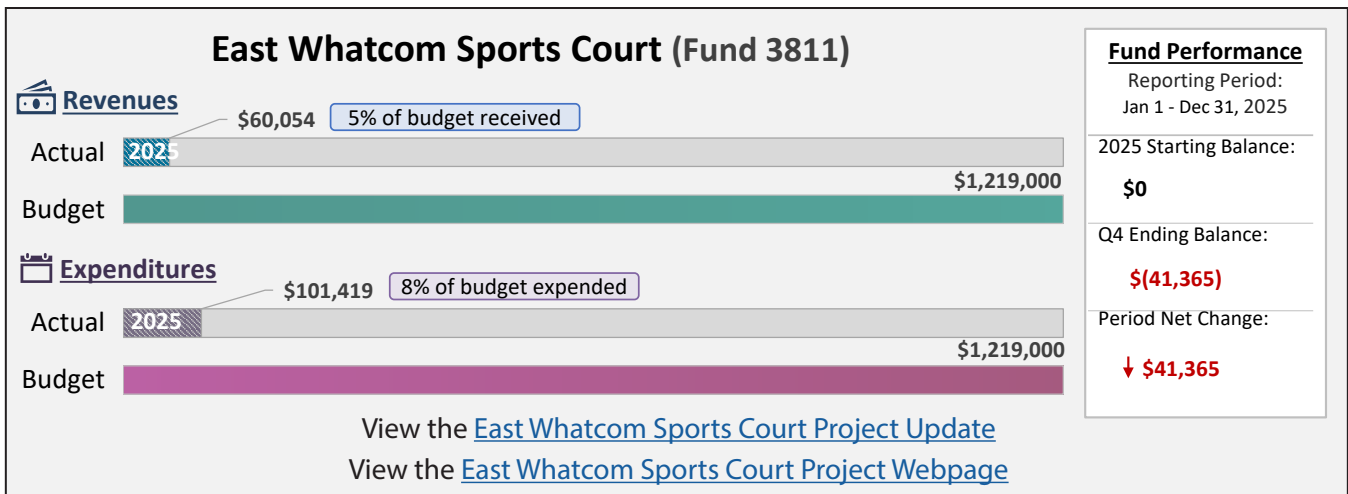
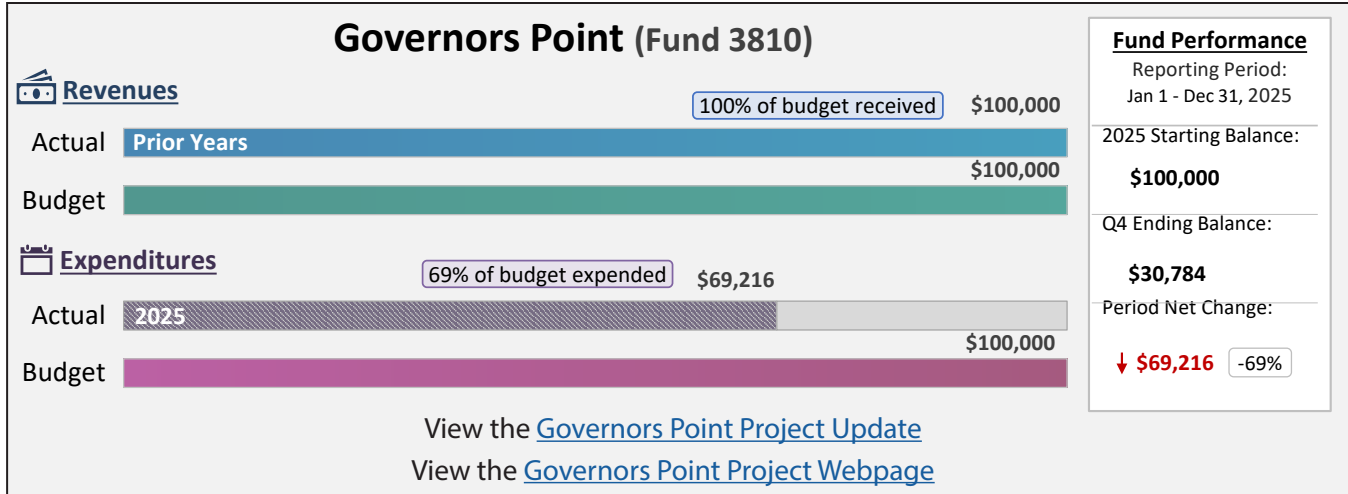


Whatcom County Fourth Quarter 2025 Financial Report

For the Quarter Ended December 31, 2025



Project Budget Funds, *continued* Life of Project

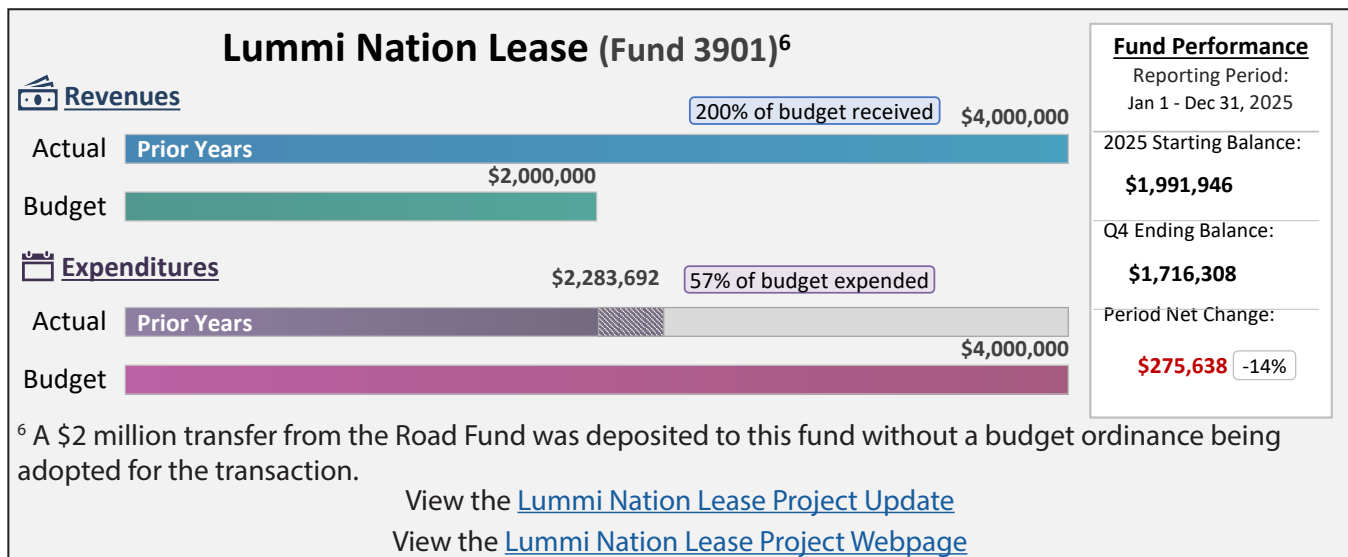
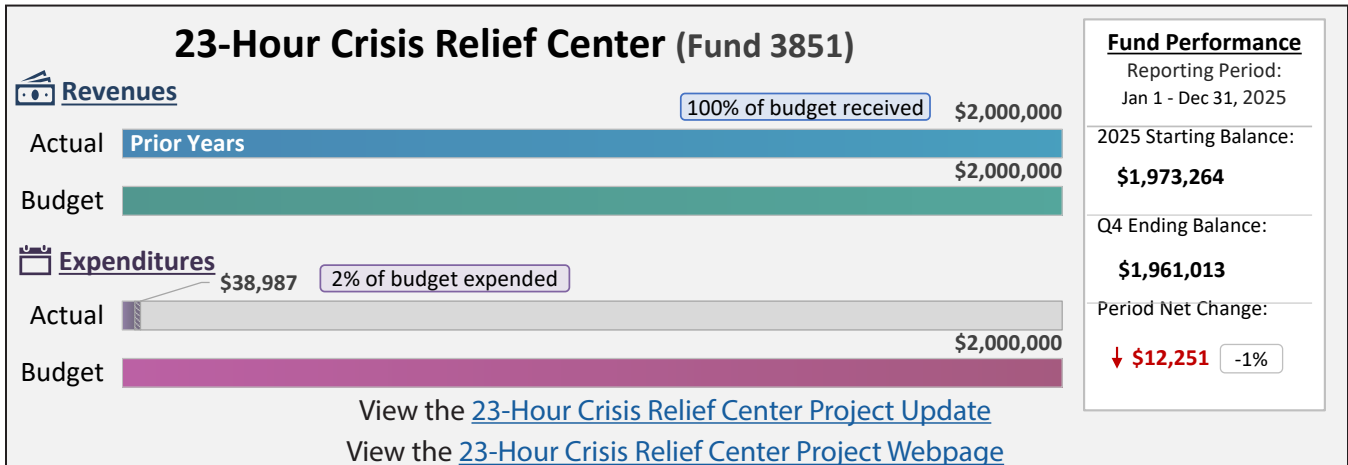
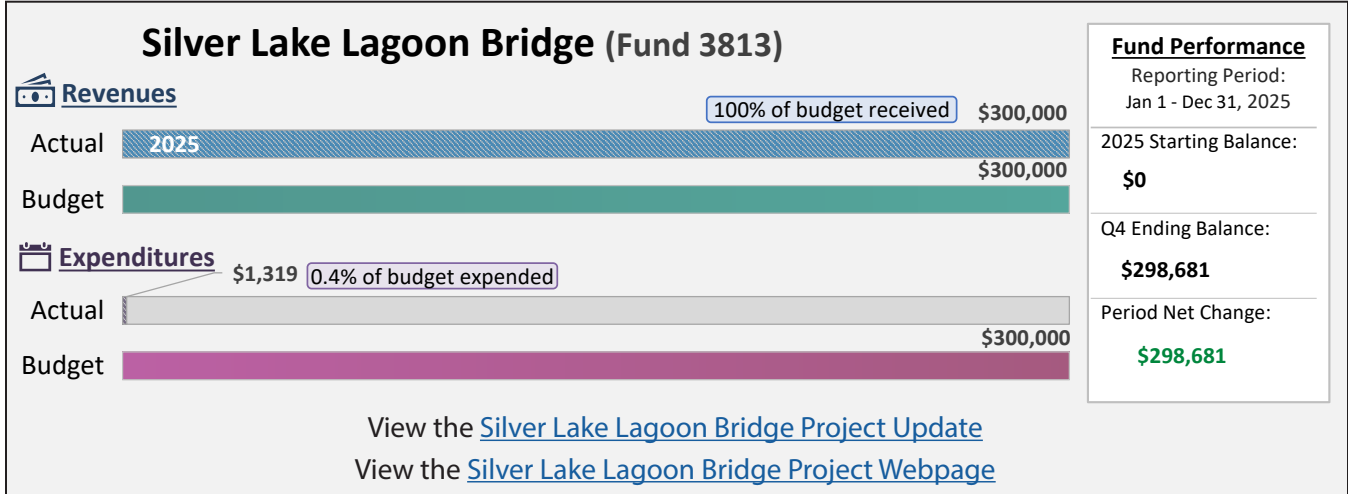


Whatcom County Fourth Quarter 2025 Financial Report

For the Quarter Ended December 31, 2025



Project Budget Funds, *continued* Life of Project

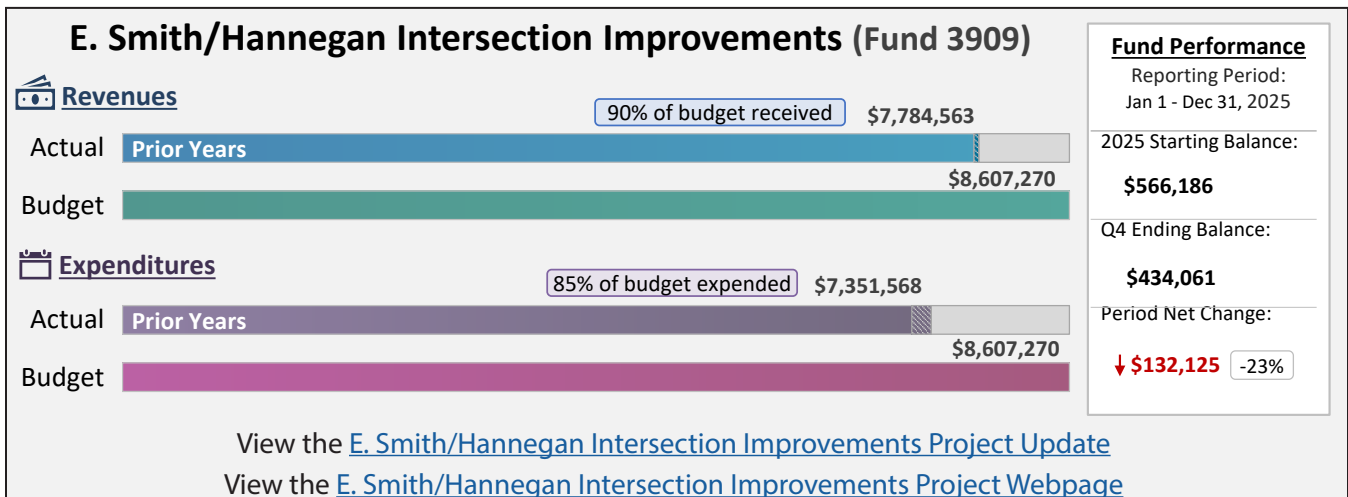
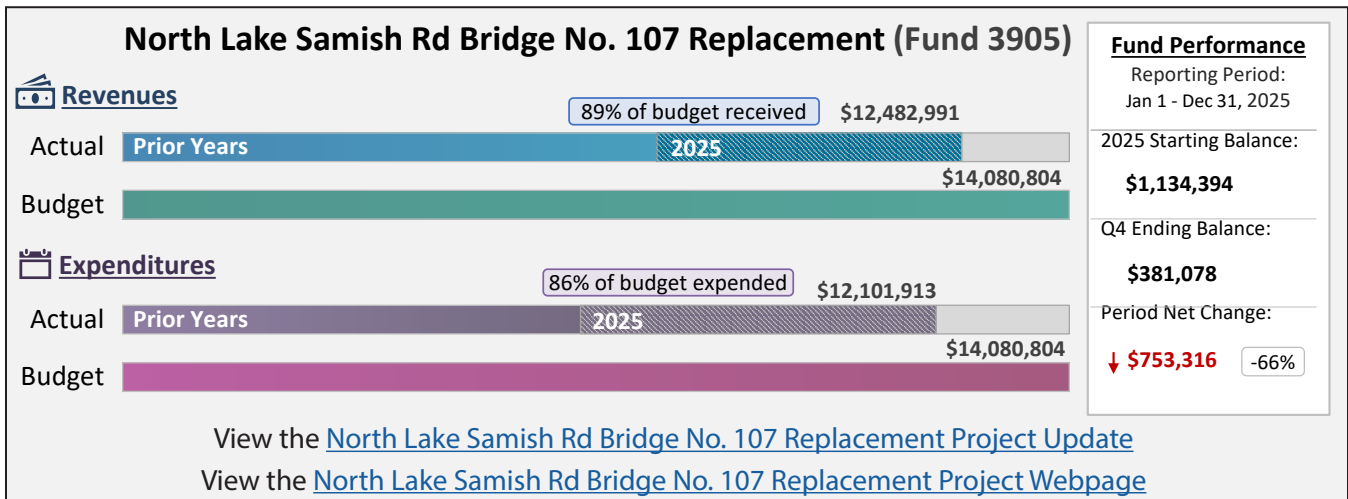
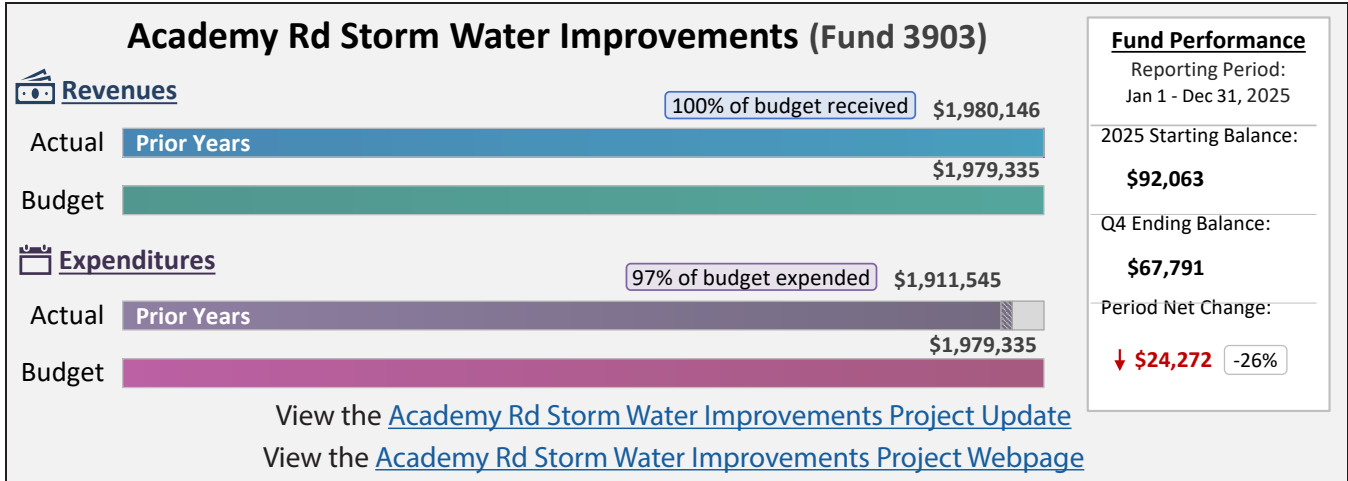


Whatcom County Fourth Quarter 2025 Financial Report

For the Quarter Ended December 31, 2025



Project Budget Funds, *continued* Life of Project

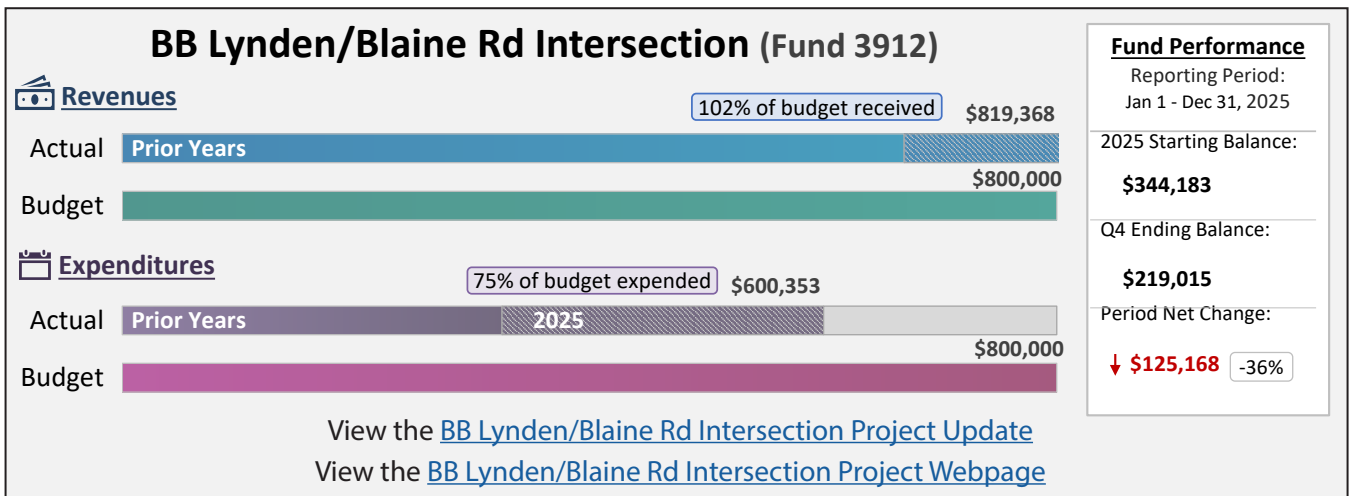
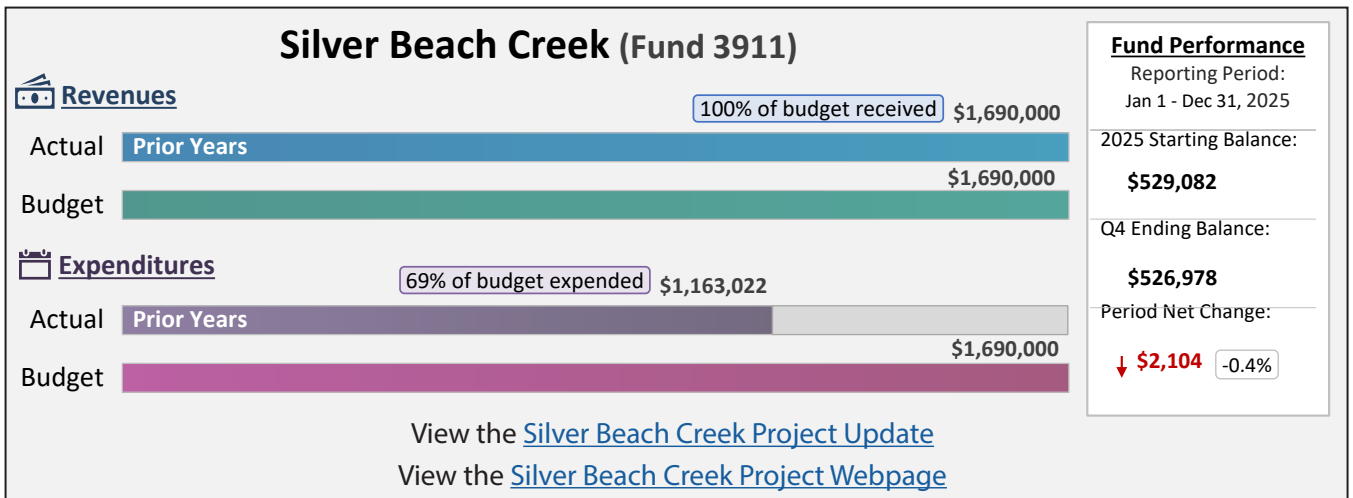
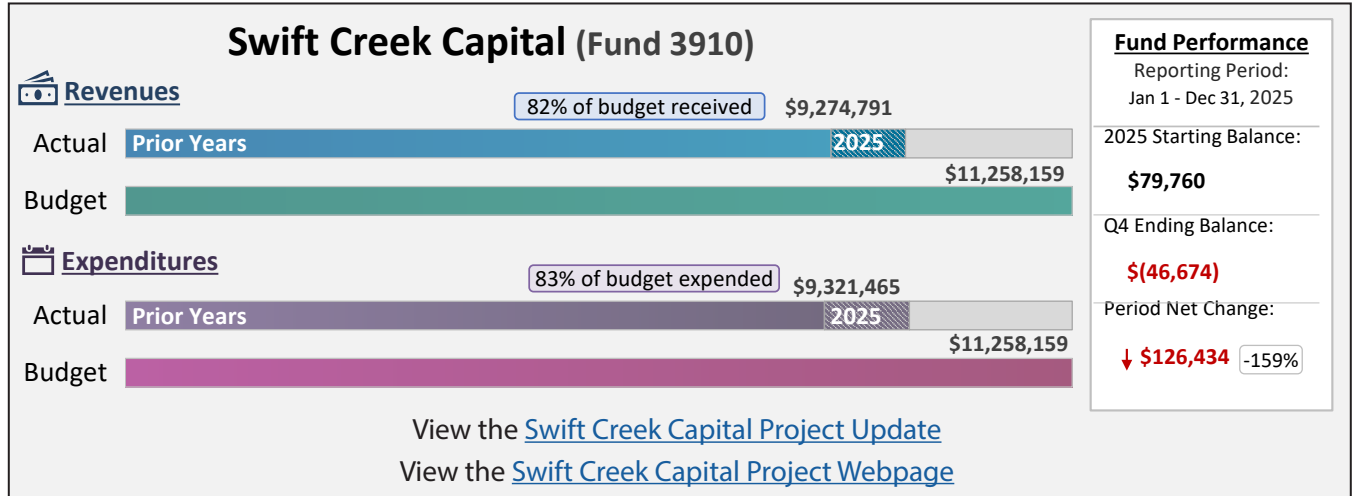


Whatcom County Fourth Quarter 2025 Financial Report

For the Quarter Ended December 31, 2025



Project Budget Funds, *continued* Life of Project

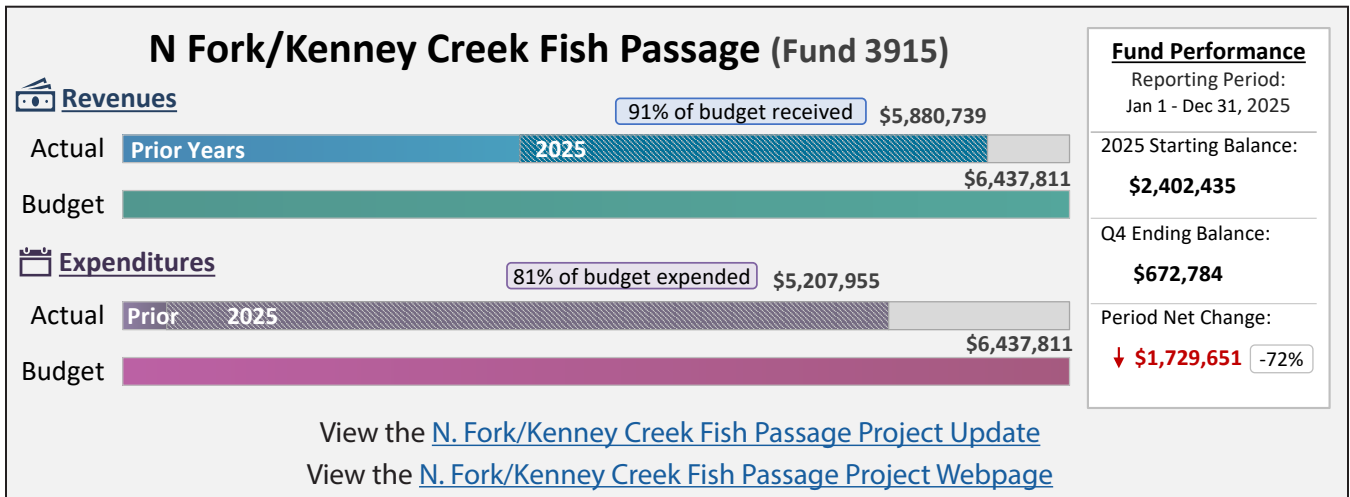
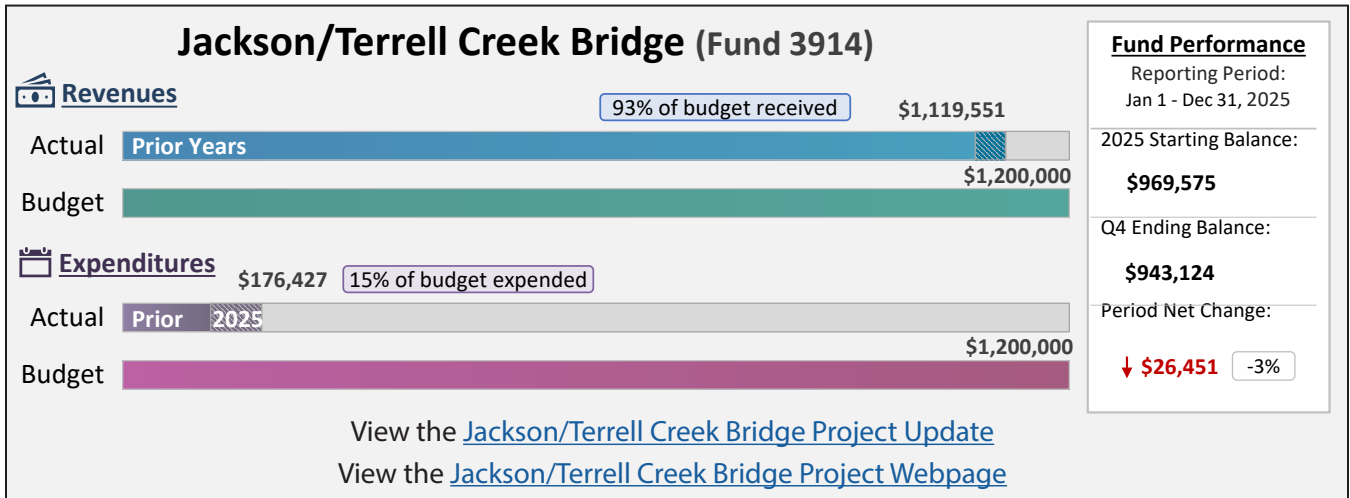
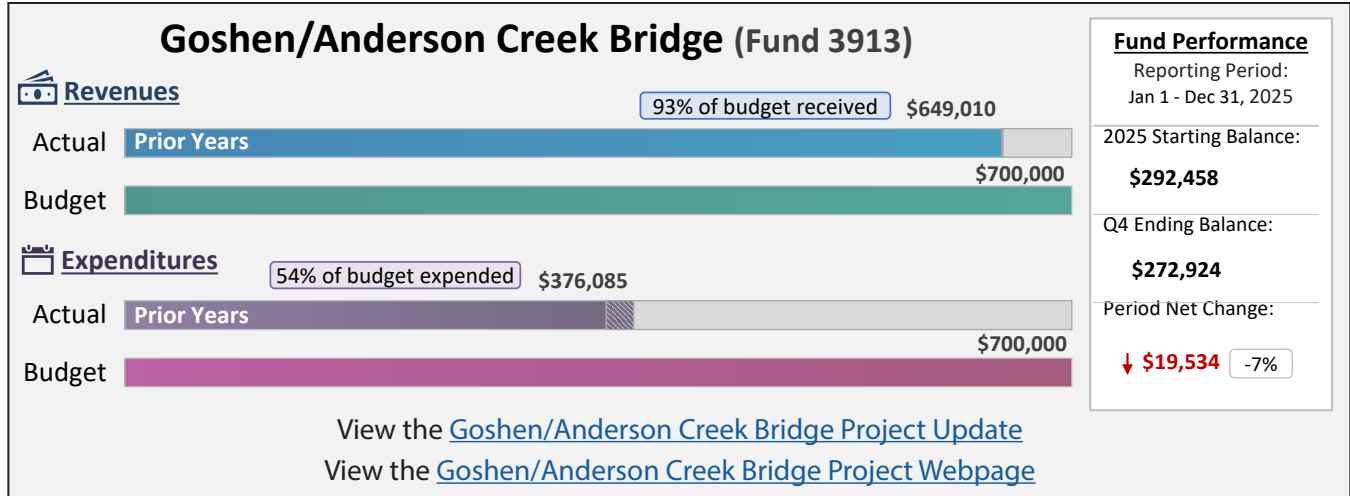


Whatcom County Fourth Quarter 2025 Financial Report

For the Quarter Ended December 31, 2025



Project Budget Funds, *continued* Life of Project

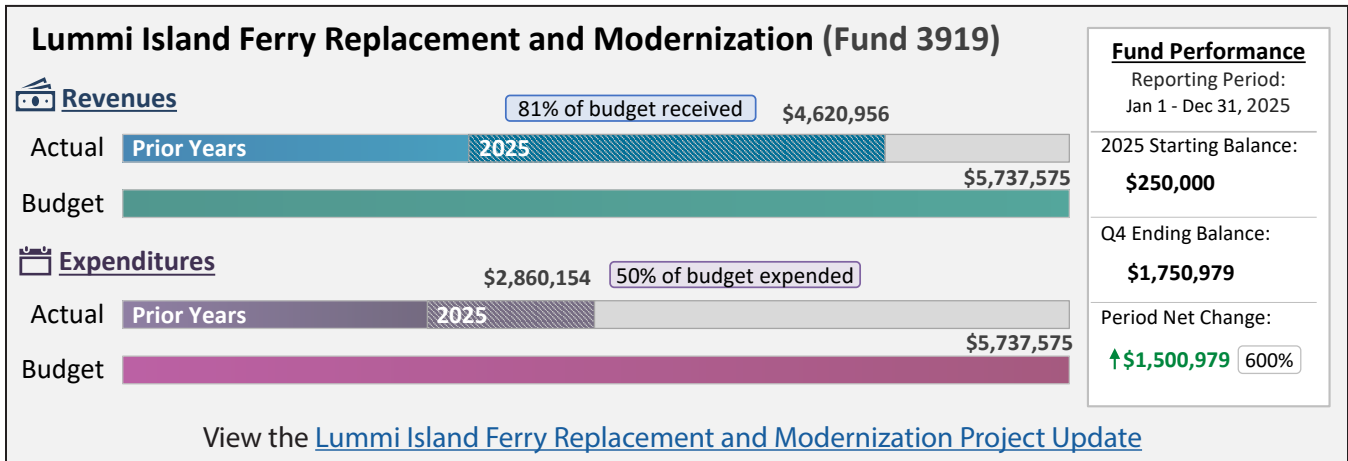
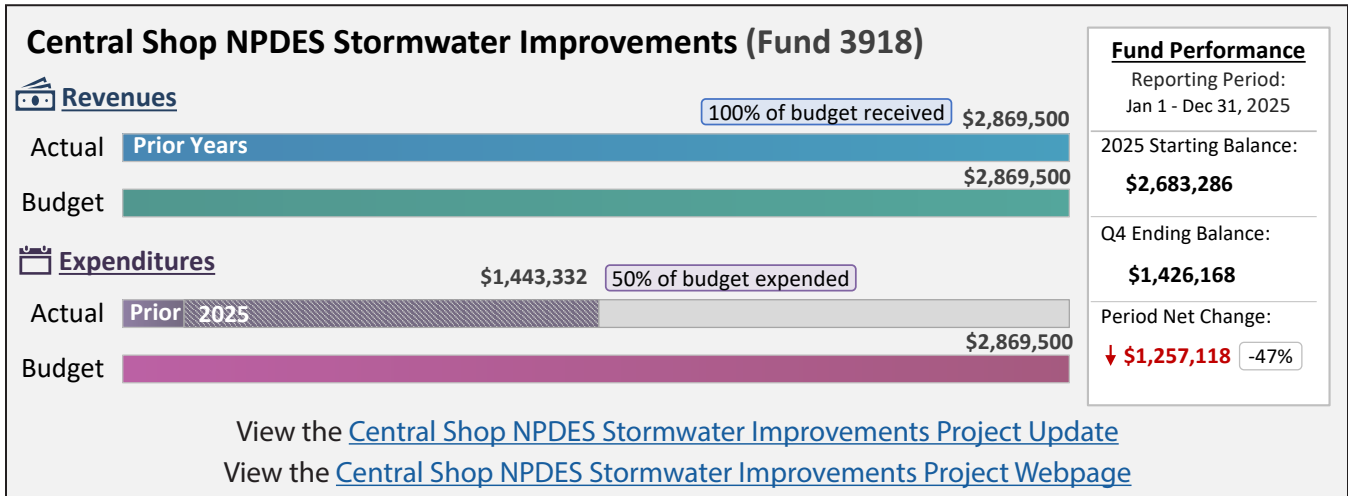
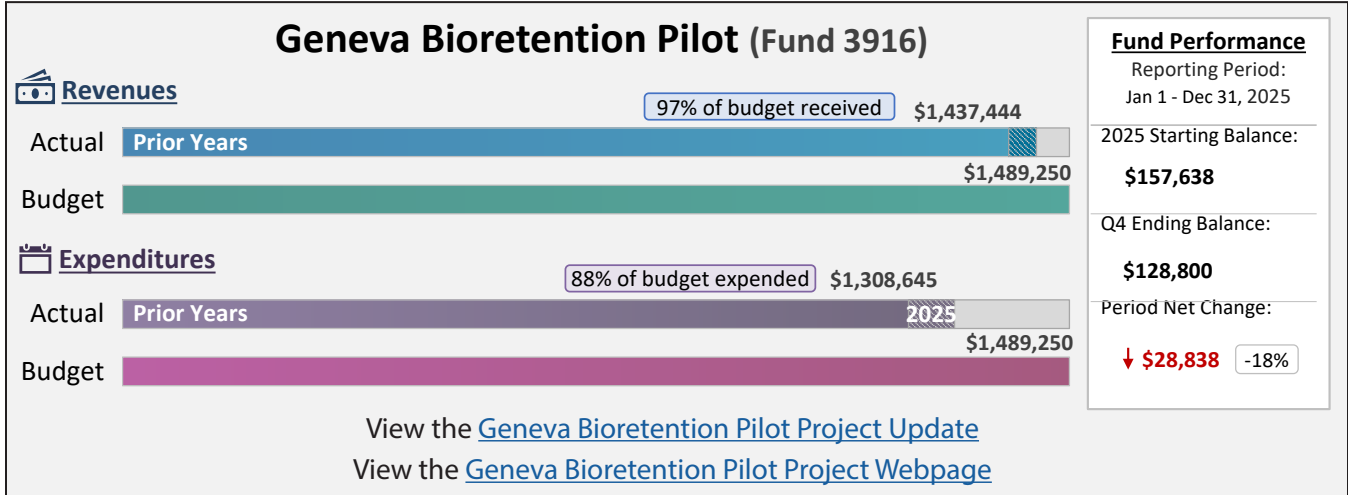


Whatcom County Fourth Quarter 2025 Financial Report

For the Quarter Ended December 31, 2025



Project Budget Funds, *continued* Life of Project

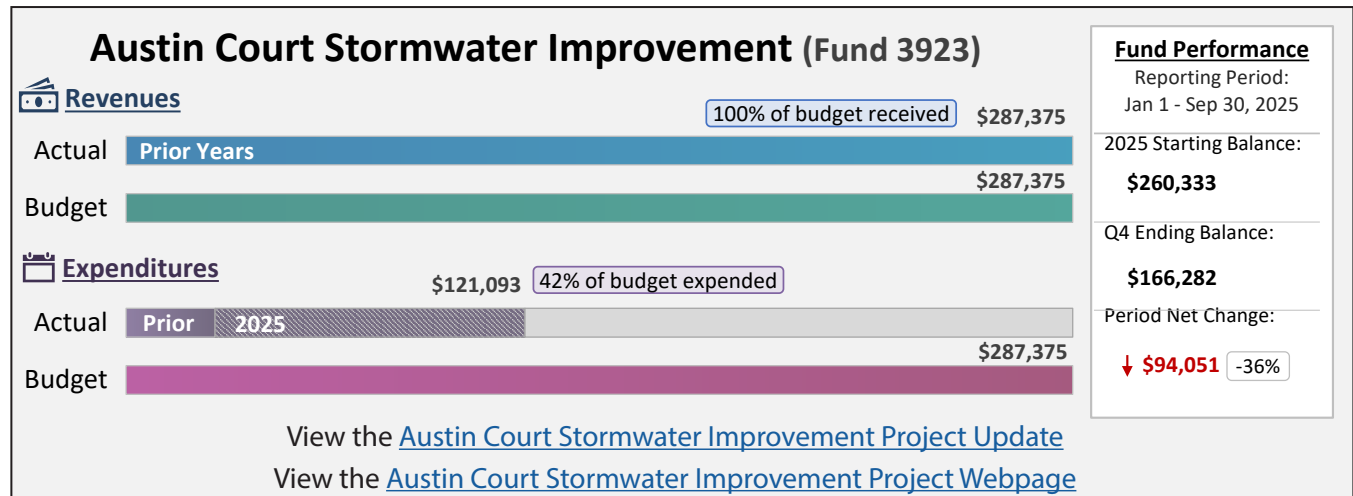
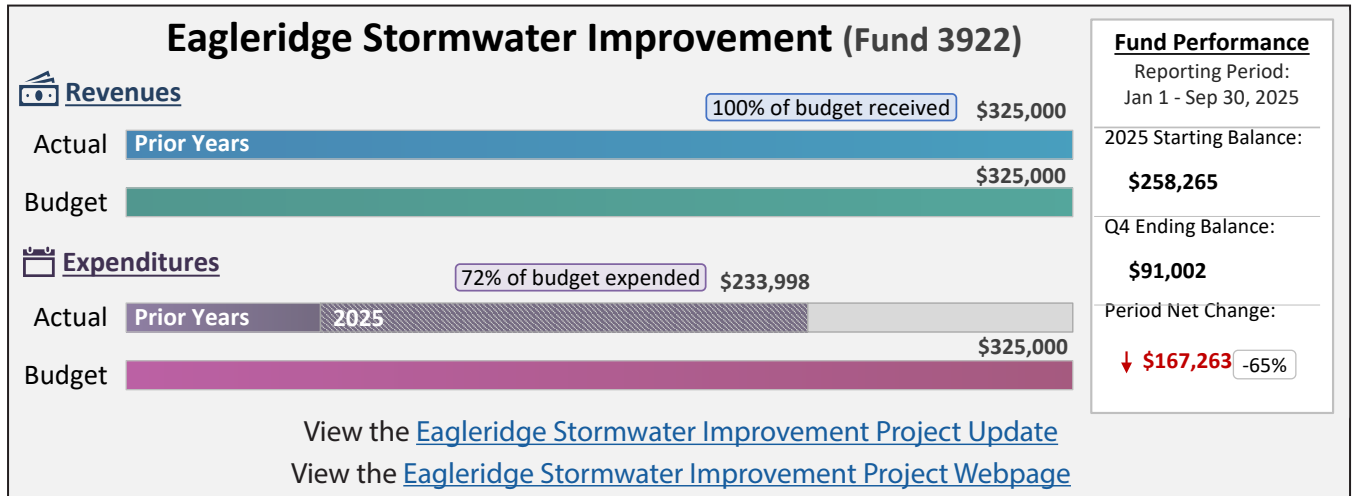
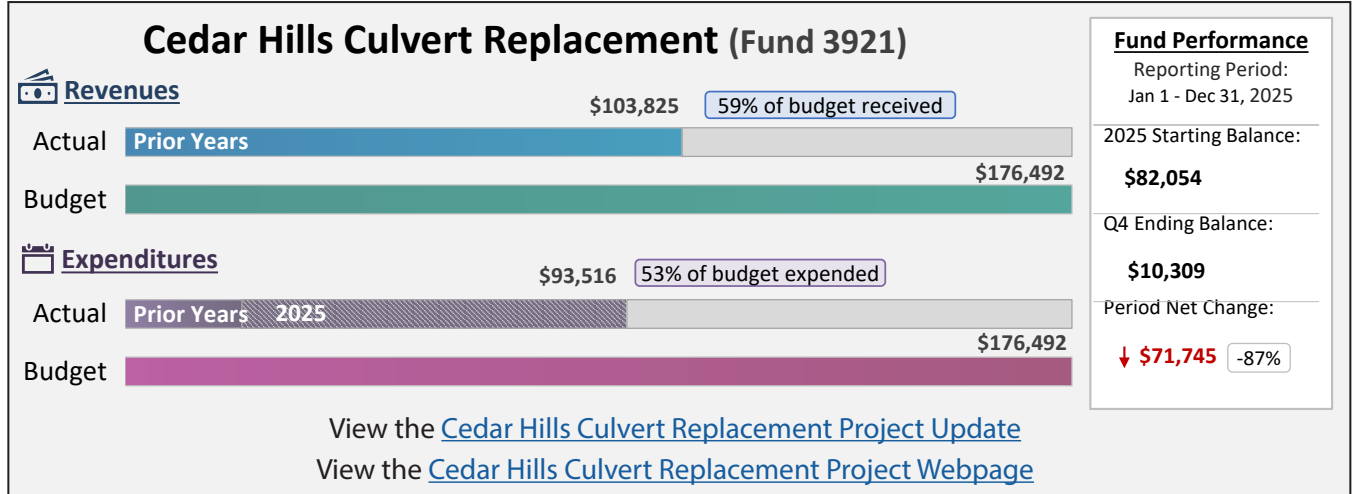


Whatcom County Fourth Quarter 2025 Financial Report

For the Quarter Ended December 31, 2025



Project Budget Funds, *continued* Life of Project



Whatcom County Fourth Quarter 2025 Financial Report

For the Quarter Ended December 31, 2025



Project Budget Funds, *continued* Life of Project

