

FILE UNDER AB

DATE RECEIVED: 2/25/2020

SUBMITTED BY: Patricia Dunn - LIFAC




Photo by Edmundo Lowe


Lummi Island Ferry Advisory Committee (LIFAC)
Funding

Whatcom County Public Works Committee
February 25, 2020

COUNCIL MEETING
PW
EXHIBIT:

LIFAC Funding Recommendations

1. Maximize CRAB (County Road Administration Board) grant
2. Apply FHWA Ferry Grant to new ferry
3. Create a Capital Fare Surcharge
4. Create Ferry District and enact limited-time tax




Why are we here today?

- Ferry is at end of life
 - 58 years old
 - Propulsion ok til 2029
- New Ferry Progress
 - K&F consultants engaged
 - Public Outreach
 - Level of Service adopted with 34 car ferry
 - New Ferry + dock will cost \$30+M
- Next Steps
 - Identify Funding

Background

- Ferry Service
 - Only road to Lummi Island
 - 5 Minute crossing
 - Carries 16 to 20 vehicles and up to 100 passengers
 - Does not meet current level of Service
- Financial
 - Operating expenses: 55% From Fares, 45% From the Road Fund
 - Only Whatcom County asset with no capital reserve fund
 - Growing maintenance costs (16% increase since 2016)



Whatcom Chief


- Old
 - 58 years old
 - End of engine design life 2029
 - Growing annual maintenance
- Small
 - Projected 56% increase in ridership
 - 8% Increase in vehicle ridership since 2016
- Doesn't meet current Level of Service
 - ADA
 - Legal loads
 - Labor regulations



5

Council Resolution 2017-012


- Established Goals for New Vessel
 - Coast Guard and ADA Compliant
 - Reduces operating expenses
 - Optimizes demand and frequency
 - Supports recommended Level of Service (LOS)
- Level of Service Action Plan
 - Establishes measurement of adopted LOS
 - Recommends capital improvements to support LOS
 - Estimates preliminary costs to complete improvements
 - Presents alternatives for funding sources



6

kpff

- kpff engaged as consultants in 2017 to coordinate and support:
 - Ridership Projections
 - Level of Service
 - New ferry size and design
 - Public outreach
- Extensive state and national ferry expertise
 - Level of Service
 - Ferry and Terminal Design
 - Funding opportunities



7

LIFAC Public Outreach & Engagement

- LIFAC monthly meetings
- Three large public meetings
 - Nov 2017
 - March 2018
 - May 2018
- Three questionnaires
 - Nov 2017
 - Feb 2018
 - May 2018
- Public outreach continues
 - Lummi Island Community Assn presentation Jan 2020
 - Tome updates



8

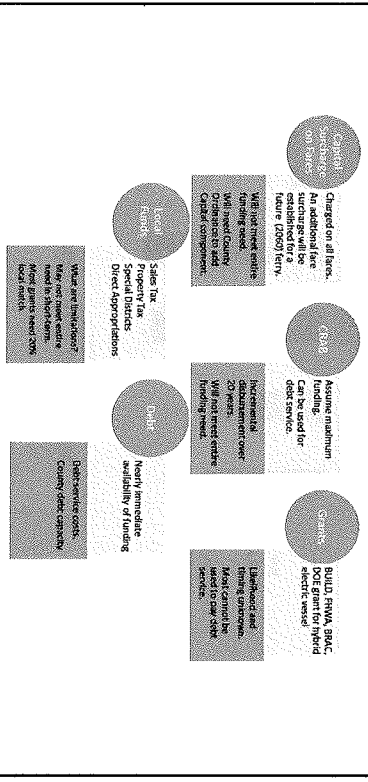
Council Resolution 2018-026

LOS Action Plan:

- Vessel
 - 34-car vessel
 - ADA compliant
 - Carbon neutral goal
- Terminals
 - Modifications to accommodate vessel
 - Improvements to increase operational efficiency at Lummi Island Terminal
- Maximize Funding
 - Goal to create ferry district to increase CRAB funding

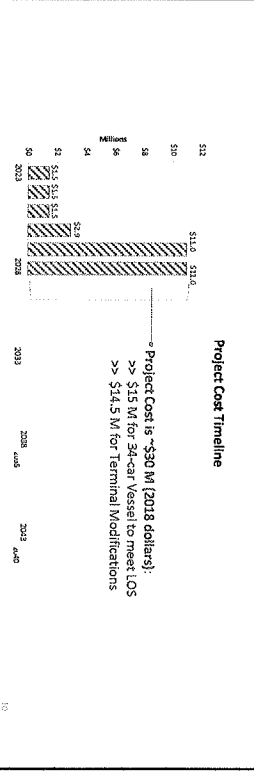


Findings: Funding Options



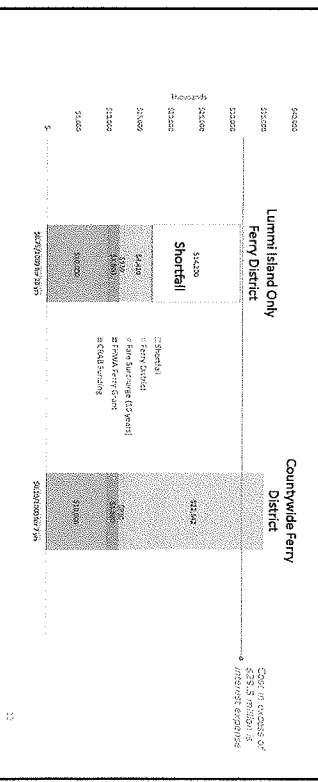
Capital Funding

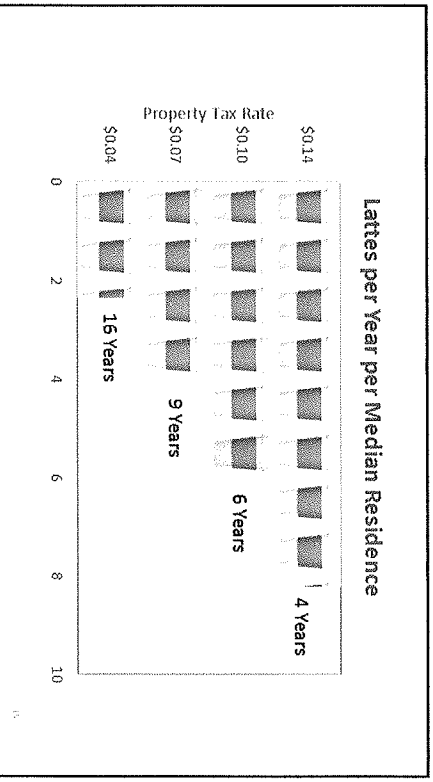
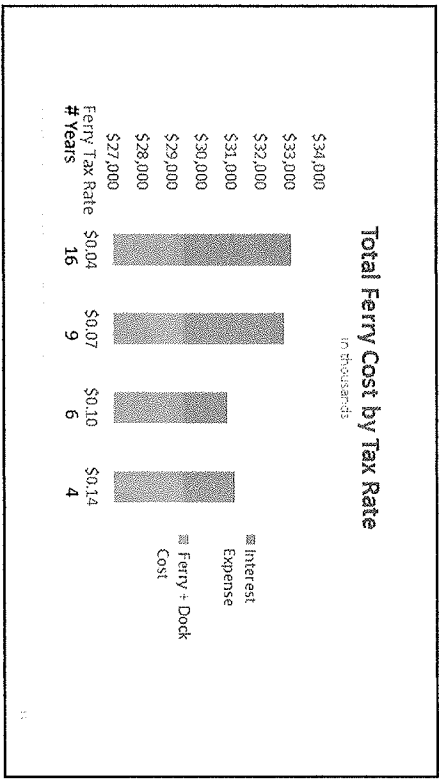
- Front-end costs are high
- No dedicated revenue source has been established
- Existing docks will not accommodate replacement vessel



Findings: Ferry District

Even a high \$ 7.5/1000 tax rate for 20 years would leave a \$14 million shortfall with a Lummi Island only tax base. A lower 5 year countywide tax will fully fund the project.





LIFAC Recommends

- Create a Countywide Ferry District
- Establish a \$.10 per thousand Ferry District Tax Rate for 6 years
- Establish \$.50 capital surcharges for 2027 and 2060 ferries
- Dedicate FHWA funds to new ferry

Recommended Funding Sources

Questions and Feedback?