




Third Quarter 2025 Financial Report



For the
Quarter Ended
September 30, 2025

Satpal Singh Sidhu, County Executive

Compiled and Presented by the
Administrative Services Department
Finance Division

Randy Rydel, Finance Director

November 13th, 2025

Table of Contents



General Fund Summary

Executive Summary	1
General Fund Revenue	2
General Fund Revenue to Date	3
General Fund Revenue Notes.....	4
General Fund Expenditures.....	7
General Fund Expenditures to Date.....	9
General Fund Expenditure Notes	11
General Fund Conclusion.....	12

Other Fund Charts

Fund Charts Reader's Guide	13
Special Revenue Funds and Other Funds	14
Capital Project Funds	25
Enterprise and Internal Service Funds	27
Project Budget Funds	28

Whatcom County Third Quarter 2025 Financial Report

For the Quarter Ended September 30, 2025



Executive Summary

This report presents Whatcom County's financial performance for the first nine months of 2025 (through the third quarter) compared with the same nine-month period in 2024.

At the end of the third quarter, the General Fund has collected 64.8% of its budgeted revenues and has spent 68.1% of its budgeted expenditures. Revenues increased \$464,000, or 0.5%, compared to the first nine months of 2024. The County Council approved a 9.8% increase in property taxes for 2025, generating approximately \$4.2 million in additional annual revenue, with \$2.7 million collected through the end of the third quarter. Other revenue categories experienced declines: intergovernmental revenues decreased compared to prior years, in part due to an accounting change for prepaid grant revenue, and miscellaneous revenues decreased due to an annual interest allocation adjustment that has been moved to a quarterly basis. These offsetting decreases resulted in modest year-over-year revenue growth. Expenditures are within current-year expectations and are consistent with the percentage of the budget spent during the same nine-month period in 2024. Spending has increased \$7.1 million, or 7.9%, compared to the first three quarters of 2024, primarily due to employee step increases, cost-of-living adjustments, and higher costs for contracted services.

While sales tax revenues show modest overall growth of 1.7% for the first nine months of 2025, the underlying trend is concerning. Collections from November and December 2024 sales (distributed in January and February 2025) totaled \$4.0 million compared to \$3.4 million from the same period in the prior year—growth of \$600,000. However, collections for January through October sales show a decline, with 2025 totaling \$19.0 million compared to \$19.3 million in 2024. This concentration of growth in just two months, followed by flat or declining performance in subsequent months, suggests the overall economy may be softening. New sales taxes were implemented, with the first receipts expected in December 2025; however, the revenue impact remains uncertain. The County will closely monitor these trends and adjust discretionary 2026 spending as needed, pending clearer revenue patterns.

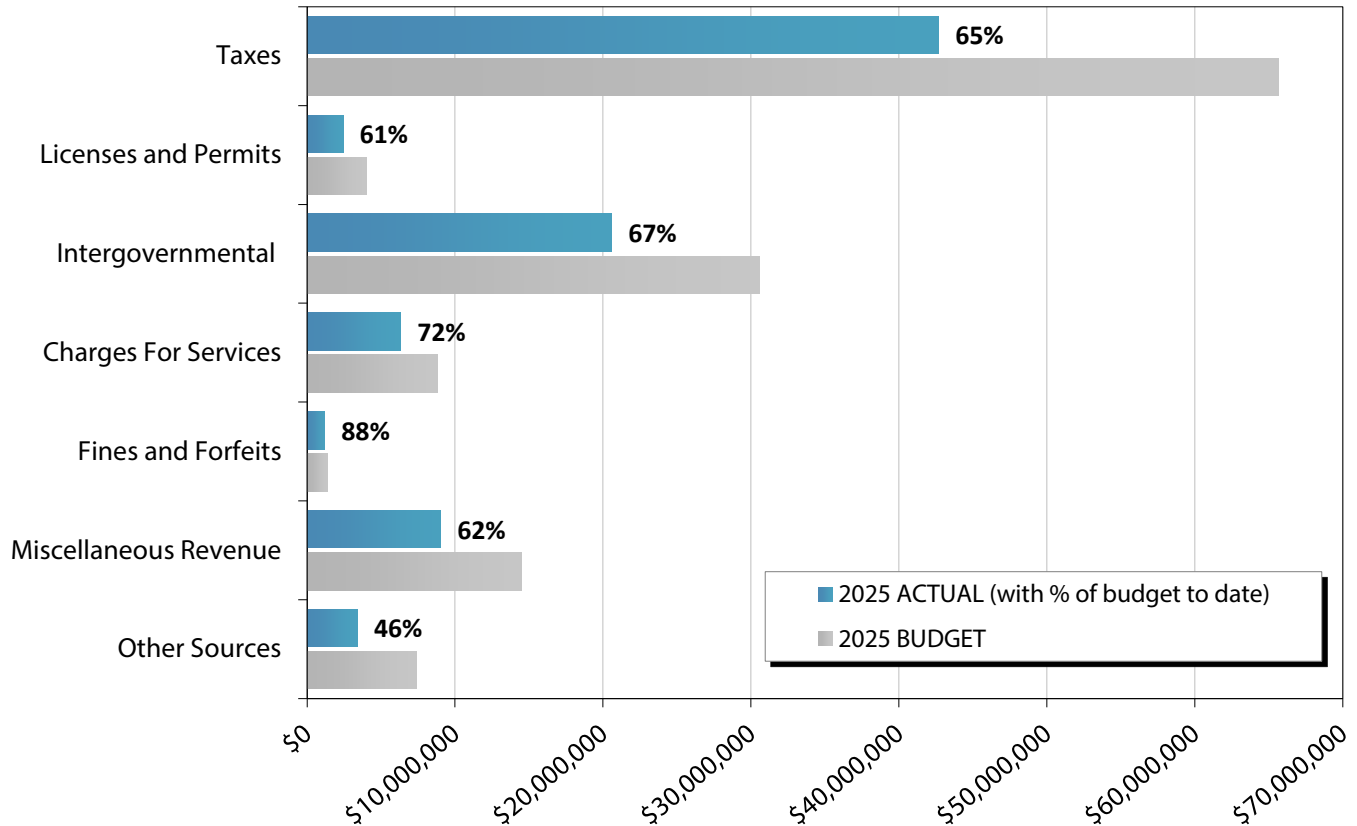
The current estimated 2025 General Fund ending fund balance is projected to be approximately \$29.7 million. This projection includes recognizing \$2.7 million of Local Assistance and Tribal Consistency Funds in 2025 operations, which were previously deferred for recognition in the 2025-2026 two-year budget period. The projection also assumes an estimated budget lapse of \$12.9 million (approved spending that will not be used by year-end), which is conservative compared to the actual 2024 budget lapse of \$14.7 million.

Whatcom County Third Quarter 2025 Financial Report

For the Quarter Ended September 30, 2025



General Fund Revenue - Budget vs. Actual



	Adopted 2025 Budget	Budget Supplementals	Amended Budget	Actual as of 9/30/25	% Collected To Date	% Collected To Date Prior Year
Taxes	65,678,646	-	65,678,646	42,688,603	65.00%	62.24%
Licenses and Permits	4,019,695	-	4,019,695	2,440,995	60.73%	67.01%
Intergovernmental	27,955,809	2,603,532	30,559,341	20,600,058	67.41%	81.09%
Charges For Services	8,756,320	33,326	8,789,646	6,329,702	72.01%	71.99%
Fines and Forfeits	1,370,300	-	1,370,300	1,203,847	87.85%	100.52%
Miscellaneous Revenue	14,143,804	367,000	14,510,804	9,042,199	62.31%	140.87%
Other Sources	7,397,264	26,442	7,423,706	3,409,471	45.93%	40.16%
Total Revenue*	129,321,838	3,030,300	132,352,138	85,714,875	64.76%	71.31%

* \$2,570,000 of pass through revenue and expenditure authority has been eliminated for presentation purposes.

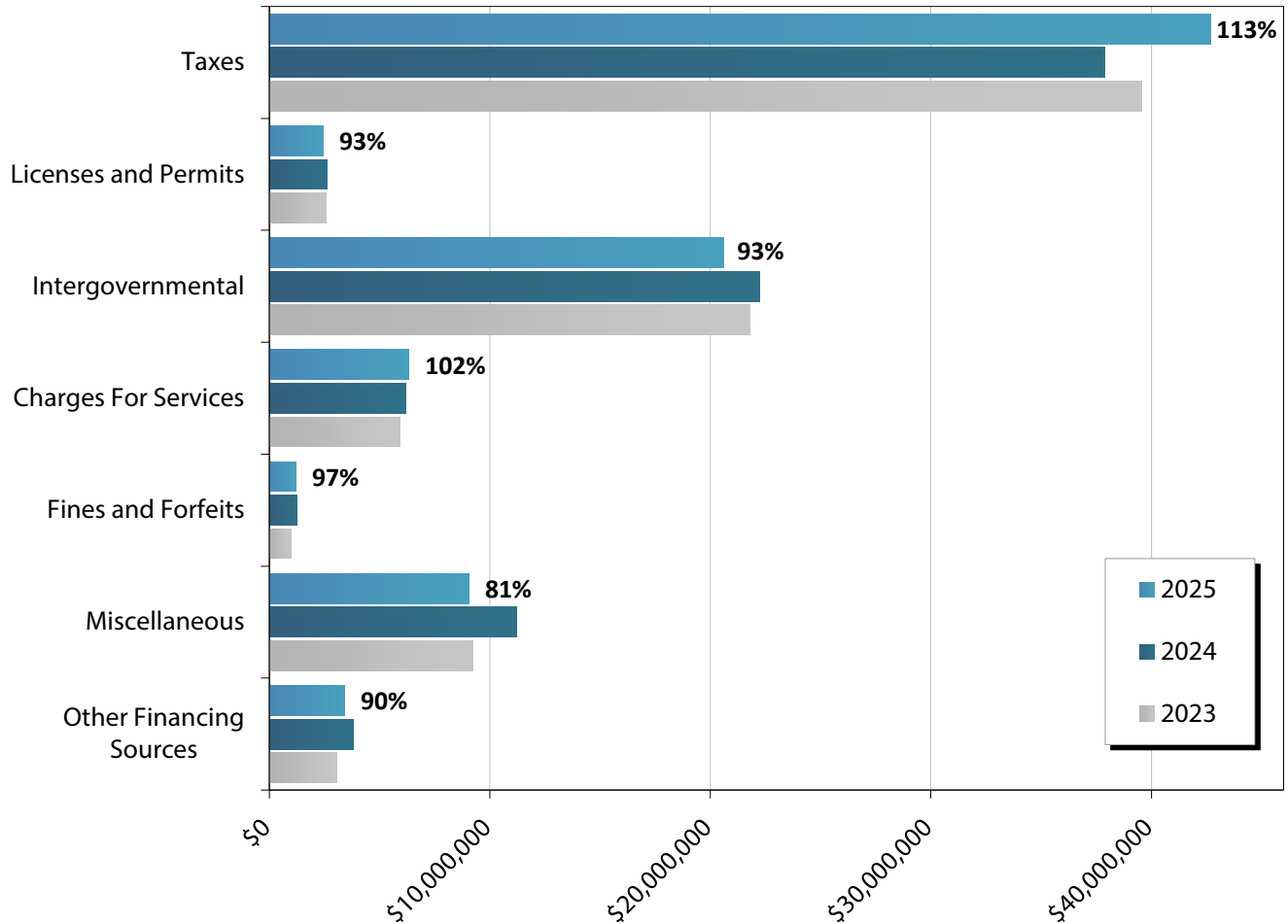
See pages 4-6 for General Fund Revenue Notes.

Whatcom County Third Quarter 2025 Financial Report

For the Quarter Ended September 30, 2025



General Fund Revenue through September 30th - Compared to Prior Years



	2023	2024	2025
Taxes	39,582,538	37,910,238	42,688,603
Licenses and Permits	2,567,365	2,621,880	2,440,995
Intergovernmental	21,789,185	22,257,864	20,600,058
Charges For Services	5,937,674	6,207,819	6,329,702
Fines and Forfeits	973,932	1,246,452	1,203,847
Miscellaneous	9,214,843	11,206,768	9,042,199
Other Financing Sources	3,034,345	3,799,892	3,409,471
Total Revenue	83,099,882	85,250,913	85,714,875

See pages 4-6 for General Fund Revenue Notes.

Whatcom County Third Quarter 2025 Financial Report

For the Quarter Ended September 30, 2025



General Fund Revenue Notes

Taxes

Property tax and retail sales tax make up 96.1% of Whatcom County's tax revenue budget; the remaining 3.9% is composed of Enhanced 911 (E911) taxes passed through to the City of Bellingham's emergency dispatch center and a much smaller amount of excise and gambling taxes.

Overall taxes increased \$4,778,365, or 12.6%, compared to the first nine months of 2024. The County Council approved a 9.8% increase in property taxes for 2025, generating approximately \$4.2 million in additional annual revenue. New construction and increases in personal property and state utility valuations should add another \$800,000 to 2025 collections. Current property tax collections are up \$2.7 million, or 14.3%, compared to the same period in 2024.

Current year sales tax collections show modest growth of 1.7%, or \$316,459, compared to the first nine months of 2024. A significant accounting change in 2025 affects Enhanced 911 (E911) tax reporting. Whatcom County collects these taxes and passes them through to the City of Bellingham for emergency dispatch services. Previously, these taxes bypassed the General Fund and were distributed directly from the Treasurer's Suspense Fund. The State Auditor now requires the County to record E911 taxes as General Fund revenue before distributing them to the City. Revenues through the third quarter include \$1.7 million of E911 taxes.

Licenses & Permits

Building permits account for 39.8% of the Licenses & Permits budget. Health & Community Services' restaurant, food-handling, on-site septic, and other miscellaneous health-related licenses and permits make up 37.9% of the budget. Cable franchise fee revenues are 18.4%, and marriage licenses, firearm permits, well permits, and fire control permits account for the remaining 3.9%.

License and Permit Fees decreased \$180,885, or 6.9%, compared to the first nine months of 2024. Building permits remained relatively flat with an increase of \$5,400. Health & Community Services' restaurant, food handler, and living environment permits decreased \$109,000, or 14.3%, primarily due to reduced demand coinciding with 30%-47% declines in vehicle border traffic. On-site sewage permits also decreased \$44,750, or 15.9%. Franchise fees and royalties have been declining steadily over the past few years as customers switch from cable TV to other services, down \$22,600 compared to 2024. Firearms permits in the Sheriff's Office decreased \$14,000, or 17.6%.

Intergovernmental Revenue

Intergovernmental Revenue is mainly federal and state grants, entitlements and shared revenues.

Intergovernmental Revenues decreased \$1,657,806, or 7.4%, compared to the first nine months of 2024, primarily due to an accounting procedure change designed to align revenues with expenses. Previously, the County recognized advance grant payments as revenue upon receipt, then reclassified them as liabilities if not spent by year-end. Under the new approach, advance payments are recorded as unearned revenue on the balance sheet and recognized as revenue only when they are expended in accordance with the grant restrictions. This year's variance primarily reflects \$2.7 million in federal Local Assistance and Tribal Consistency Funding and Parks FEMA funding for prior year flood damages that were previously recognized as revenue but are now held as unearned revenue until spent.

Offsetting this decrease are revenue increases from Comprehensive Plan update funds of \$330,500 and water adjudication funds of \$540,500 compared to 2024. Grant funding varies year to year based on programming

Whatcom County Third Quarter 2025 Financial Report

For the Quarter Ended September 30, 2025



General Fund Revenue Notes, continued

and the availability of federal, state, and local resources.

Charges for Services

Charges for Services include document recording fees (Auditor), motor vehicle license fees (Auditor), plan check fees (Planning & Development Services), adult probation fees (District Court Probation), immunizations (Health Department), fees charged to other governments for probation and law enforcement-related services, and several other miscellaneous service fees that help cover the costs of providing specific services used by individual customers.

Charges for Services increased \$121,883, or 2%, compared to the first nine months of 2024. The most significant changes were in the following departments: Superior Court Clerk fee revenues increased \$100,930, or 25.4%, due to increases in state-mandated fees as well as new fees imposed on water adjudication cases. District Court fees decreased \$93,500, or 11.4%, due to the timing of probation service payments received from municipalities. Sheriff fees increased \$115,782, or 50.2%, largely due to increases in reimbursable overtime. Treasurer fees also increased \$105,700, or 22.2%, due to an increase in real estate excise tax processing fees. Planning & Development and Health & Community Services had modest decreases of \$57,000 and \$56,600, respectively.

Fines and Forfeits

Fines and Forfeits consist principally of property tax penalties, traffic infraction revenue, and misdemeanor penalties for criminal traffic offenses. It also includes bail/bond forfeitures, code enforcement fines, public defense recoupment, and other miscellaneous criminal costs and penalties.

Fines and Forfeits revenues decreased \$42,605, or 3.4%, compared to the first nine months of 2024. Traffic infraction revenues increased by \$135,548; however, penalties assessed by the Treasurer on late property taxes, filings, special assessments, and real estate excise taxes decreased by \$132,377. Court-related penalties and cost recoupments have been declining steadily in recent years, accounting for the additional \$45,776 decrease.

Miscellaneous

Miscellaneous revenues are made up of delinquent property tax interest earnings, investment interest earnings, rents, contributions, refunds, judgments and settlements, and various small, otherwise unclassified, amounts.

Miscellaneous revenues decreased \$2,164,567, or 19.3%, compared to the first nine months of 2024. Investment earnings increased \$855,000; however, a change in accounting to more accurately reflect the amount actually belonging to the General Fund resulted in an approximately \$2 million distribution to other funds. In past years, interest earnings due to other funds were held in the General Fund until year-end adjustments were made. This year, as of the end of the third quarter and moving forward, adjustments will be made at least quarterly.

Other significant variances in this category include property tax interest, which increased \$1.4 million, principally due to an appeals settlement with a large commercial taxpayer. Judgments and settlements decreased by \$2.4 million because the opioid and vape settlement funds received last year are now recorded as unearned revenue on the balance sheet until the spending restrictions are met.

Whatcom County Third Quarter 2025 Financial Report

For the Quarter Ended September 30, 2025



General Fund Revenue Notes, continued

Other Financing Sources

The Other Financing Sources revenue budget is composed of state timber revenues (0.7%) and transfers from other Whatcom County funds (99.3%).

The Other Financing Sources category decreased \$390,421, or 10.3%, compared to the first nine months of 2024. The favorable variances in this category are the result of increased Current Expense allocations in the 2025-2026 two-year budget period compared to the amounts allocated in the prior budget period. This increase amounts to \$490,720 more collected this year compared to 2024.

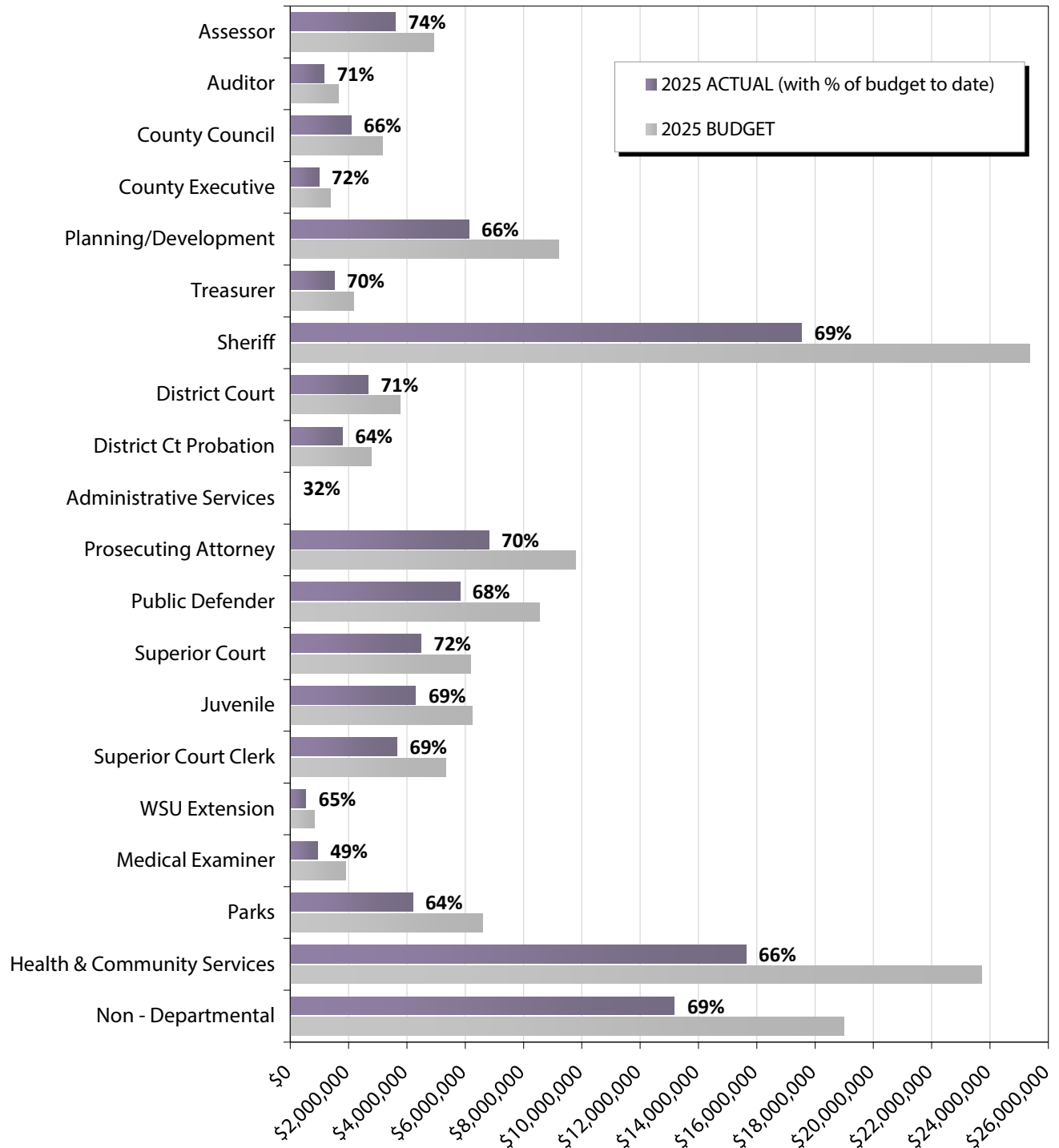
The other significant variance, a decrease of \$856,942, is the result of interfund transfers from other departmental funds to support Health & Community Services Department administrative costs and the Nurse Family Partnership, which was not executed as of the third quarter of 2025 due to staffing turnover.

Whatcom County Third Quarter 2025 Financial Report

For the Quarter Ended September 30, 2025



General Fund Expenditures - Budget vs. Actual



See page 8 for chart detail and page 11 for General Fund Expenditure Notes.

Whatcom County Third Quarter 2025 Financial Report

For the Quarter Ended September 30, 2025



General Fund Expenditures - Budget vs. Actual

	Adopted 2025 Budget	Budget Supplementals	Amended Budget	Actual as of 9/30/2025	% Expended To Date	% Expended To Date Prior Year
Assessor	4,828,751	81,897	4,910,648	3,613,725	73.59%	71.42%
Auditor	1,629,817	10,953	1,640,770	1,163,828	70.93%	69.88%
County Council	2,855,091	302,375	3,157,466	2,085,311	66.04%	60.98%
County Executive	1,320,334	52,509	1,372,843	986,367	71.85%	62.34%
Planning & Development	8,868,587	348,304	9,216,891	6,122,211	66.42%	59.45%
Treasurer	2,165,712	-	2,165,712	1,508,147	69.64%	69.69%
Sheriff	24,400,875	973,469	25,374,344	17,541,320	69.13%	69.80%
District Court	3,747,939	12,500	3,760,439	2,672,825	71.08%	74.47%
District Court Probation	2,791,208	-	2,791,208	1,790,403	64.14%	61.65%
Administrative Services	15,400	-	15,400	4,859	31.55%	57.18%
Prosecuting Attorney	9,663,749	127,340	9,791,089	6,810,859	69.56%	69.85%
Public Defender	8,494,892	58,442	8,553,334	5,814,167	67.98%	70.40%
Superior Court	5,619,827	575,600	6,195,427	4,484,127	72.38%	67.29%
Juvenile	6,239,488	-	6,239,488	4,303,008	68.96%	67.36%
Superior Court Clerk	4,824,442	508,400	5,332,842	3,656,576	68.57%	78.99%
WSU Extension	819,777	-	819,777	536,101	65.40%	67.93%
Medical Examiner	1,909,636	-	1,909,636	934,471	48.93%	84.65%
Parks	6,475,386	110,615	6,586,001	4,194,923	63.69%	61.51%
Health & Community Svcs	22,864,426	847,743	23,712,169	15,630,620	65.92%	69.45%
Non - Departmental*	18,073,330	915,679	18,989,009	13,177,921	69.40%	65.05%
Total General Fund Exp	137,608,666	4,925,826	142,534,492	97,031,766	68.08%	67.95%

* \$2,570,000 of pass through revenue and expenditure authority has been eliminated for presentation purposes.

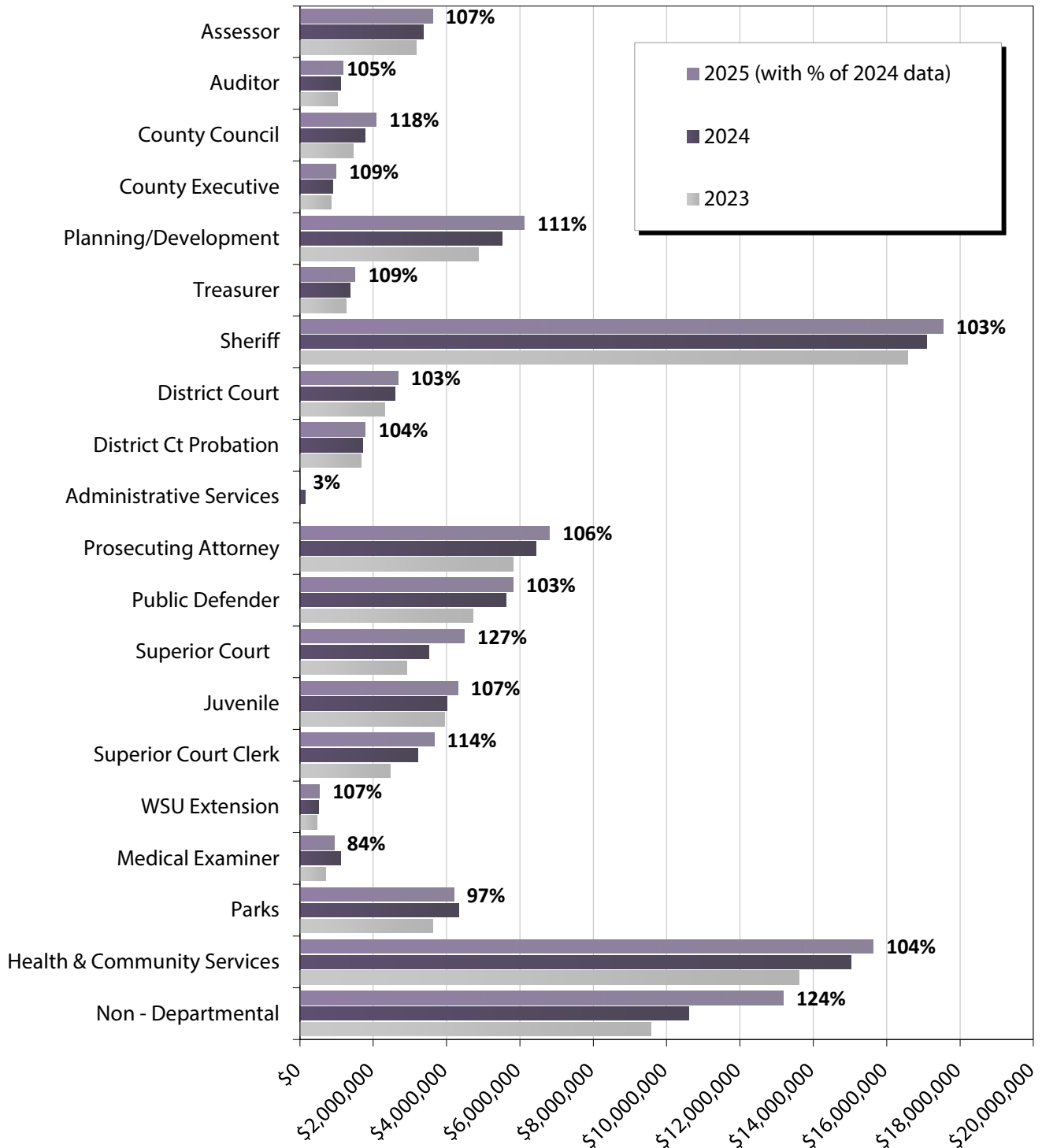
See page 11 for General Fund Expenditure Notes.

Whatcom County Third Quarter 2025 Financial Report

For the Quarter Ended September 30, 2025



General Fund Expenditures through September 30th - Compared to Prior Years



See page 10 for chart detail and page 11 for General Fund Expenditure Notes.

Whatcom County Third Quarter 2025 Financial Report

For the Quarter Ended September 30, 2025



General Fund Expenditures through September 30th - Compared to Prior Years

	2023	2024	2025
Assessor	3,174,841	3,366,729	3,613,725
Auditor	1,022,763	1,110,389	1,163,828
County Council	1,454,877	1,771,691	2,085,311
County Executive	845,741	902,518	986,367
Planning & Development	4,880,774	5,508,271	6,122,211
Treasurer	1,257,930	1,378,009	1,508,147
Sheriff	16,569,455	17,092,701	17,541,320
District Court	2,311,754	2,594,810	2,672,825
District Court Probation	1,674,633	1,724,860	1,790,403
Administrative Services	7,377	152,705	4,859
Prosecuting Attorney	5,803,993	6,423,508	6,810,859
Public Defender	4,728,148	5,617,653	5,814,167
Superior Court	2,907,389	3,521,042	4,484,127
Juvenile	3,946,358	4,002,986	4,303,008
Superior Court Clerk	2,469,980	3,208,857	3,656,576
WSU Extension	468,383	501,508	536,101
Medical Examiner	707,594	1,117,310	934,471
Parks	3,622,253	4,322,170	4,194,923
Health & Community Services	13,615,772	15,035,007	15,630,620
Non-Departmental	9,564,911	10,595,084	13,177,921
TOTAL	81,034,926	89,947,808	97,031,766

Whatcom County Third Quarter 2025 Financial Report

For the Quarter Ended September 30, 2025



General Fund Expenditure Notes

General Fund expenditures through the third quarter were 68.1% of the approved budget, consistent with prior years. Departmental spending increased \$7,083,958, or 7.9%, compared to the first nine months of 2024. Most increased spending was due to wage and benefit increases, as well as increases for allocations of administrative services, tort funding, and building maintenance costs.

Several departments experienced notable changes in spending patterns compared to the first nine months of 2024:

Council Office increased by \$313,620, or 17.7%, over 2024, which includes the charter review process, as well as professional service contracts related to reviews of the countywide fire and emergency medical services structure and human resources policies and procedures. The Council also added a legislative coordinator during the biennial budget process.

Planning and Development Services increased \$613,940, or 11.1%, over last year, primarily due to professional services related to a Birch Bay incorporation study and work on the 2025 Comprehensive Plan update.

Administrative Services expenditures in the General Fund are relatively minor amounts for parking lot expenses. Last year also included \$144,705 for a computer upgrade on the Assessor/Treasurer System.

Superior Court expenditures increased \$963,085, or 27.4%, due to water adjudication expenses, including filling vacant positions and establishing a new courtroom.

The Superior Court Clerk also increased spending by \$447,719, or 14%, primarily due to filling vacancies in conflict counsel staffing and increases in assigned counsel contract costs.

Medical Examiner costs decreased \$182,840, or 16.4%, as last year's costs included one-time equipment expenditures. There are currently two staff vacancies in this department as well.

Parks expenditures decreased \$127,247, or 2.9%, mainly due to 2024 containing a large one-time cost for new vehicle purchases. Parks expenditures also fluctuate based on whether personnel work on park locations funded by the General Fund or charge their time to projects accounted for in capital project funds.

Non-Departmental expenditures increased \$2,644,691, or 24.4%. As mentioned in the revenue notes, a significant accounting change in 2025 affects Enhanced 911 (E911) tax reporting. This accounting change resulted in \$1.7 million in new expenditures in the Non-Departmental category. In addition, there are \$900,000 more expenditures due to increased transfers in support of the jail facility, as well as higher allocations for administrative services and grant spending.

Whatcom County Third Quarter 2025 Financial Report

For the Quarter Ended September 30, 2025



General Fund Conclusion

	9/30/25 Actual	2025 Projected
Beginning Fund Balance 1/1/25¹	31,103,539	31,103,539
Revenues		
Revenues 2025	83,308,534	129,321,838
Local Assistance & Tribal Consistency Funds ²		2,706,868
Continuing Appropriations from 2024		428,376
Supplemental Budgets 2025		2,601,924
Revenue Adjustments		(4,240,000)
Total Revenue	83,308,534	130,819,006
Expenditures		
Budgeted Expenditures 2025	94,439,619	137,608,666
Continuing Appropriations from 2024		1,147,294
Supplemental Budgets 2025		6,348,532
Estimated Budget Lapse ³		(12,860,000)
Total Expenditures	94,439,619	132,244,492
Surplus (Deficit)	(11,131,085)	(1,425,486)
Quarter End Fund Balance	19,972,454	
Projected Ending Fund Balance 12/31/25		29,678,053

Note 1: Beginning fund balance for 2025 was adjusted from the 2025 Quarter 1 and Quarter 2 reports to reflect an accurate closing number. The Quarter 1 report used a projected beginning fund balance as transactions for 2024 had not fully closed.

Note 2: LATCF have been applied to 2025 per accounting rules of eligibility. In the initial biennial budget they were contemplated for 2026. The revenue will be reduced in technical corrections for 2026.

Note 3: Budget lapse occurs when appropriated funds remain unspent at year-end and revert to the fund balance or budgeted amounts that were appropriated but not expended during the fiscal year. The estimated budget lapse is calculated through review of expenditure patterns and discussions with departments about their spending plans. The 2024 year-end budget lapse was \$14.7 million.

Whatcom County Third Quarter 2025 Financial Report

For the Quarter Ended September 30, 2025



Fund Charts Reader's Guide

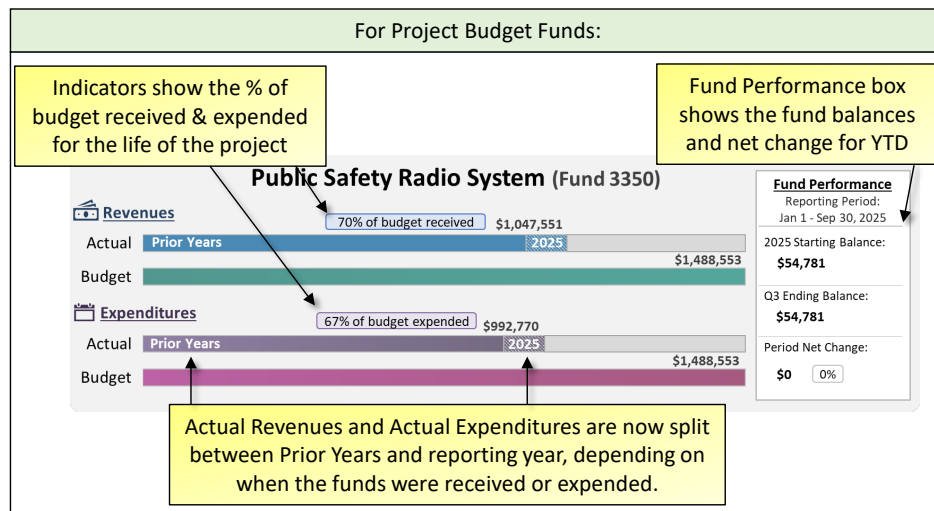
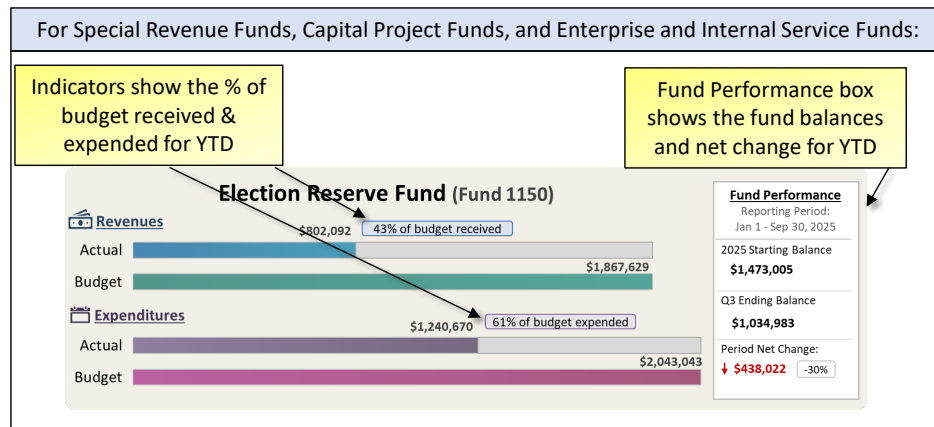
The following is a reader's guide for interpreting the Quarterly Financial Report fund charts as seen in the remaining pages of this report.

Visual Aspects:

- Revenues and Expenditures use distinct color palettes for each category.
- Indicators show the percentage of the budget expended/received next to the Actual amounts.

A Fund Performance box on the right side of each chart displays:

- Reporting Period
- Q1 Beginning Balance - fund balance as of January 1 of the reporting year
- Reporting Quarter Ending Balance – fund balance by close of the reporting Quarter
- Net change between beginning and ending balances (including percentage)

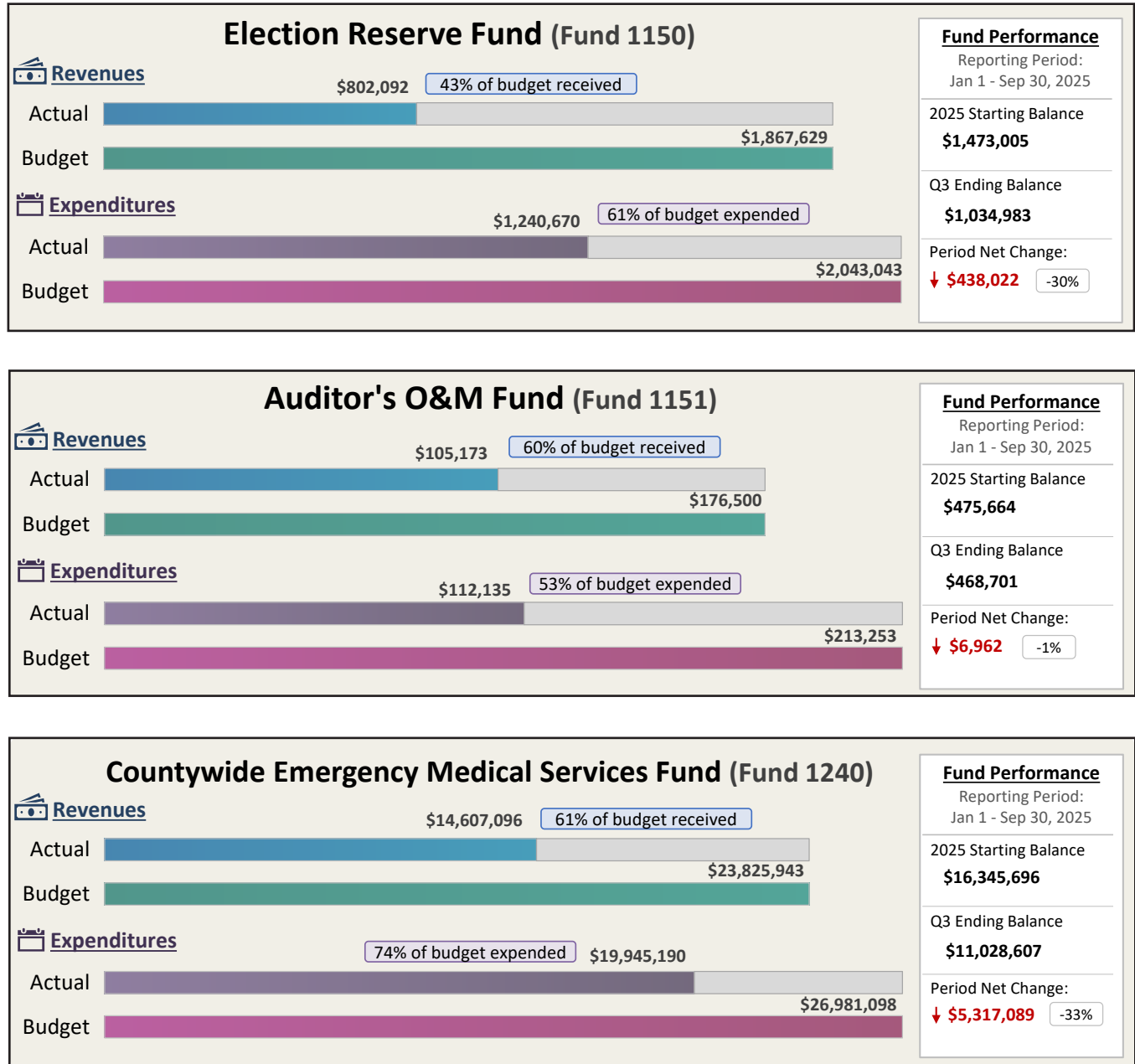


Whatcom County Third Quarter 2025 Financial Report

For the Quarter Ended September 30, 2025



Special Revenue Funds and Other Funds 2025 through Quarter 3



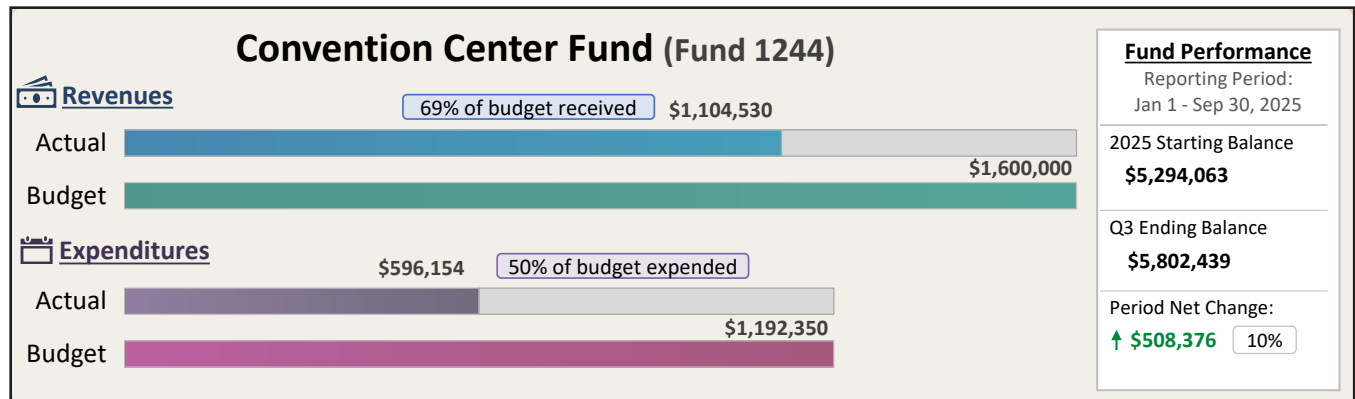
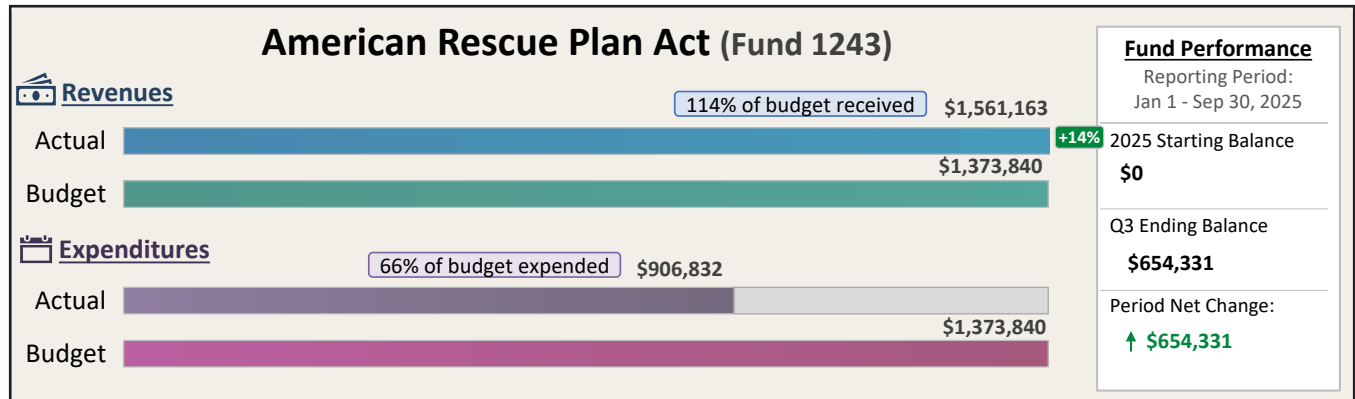
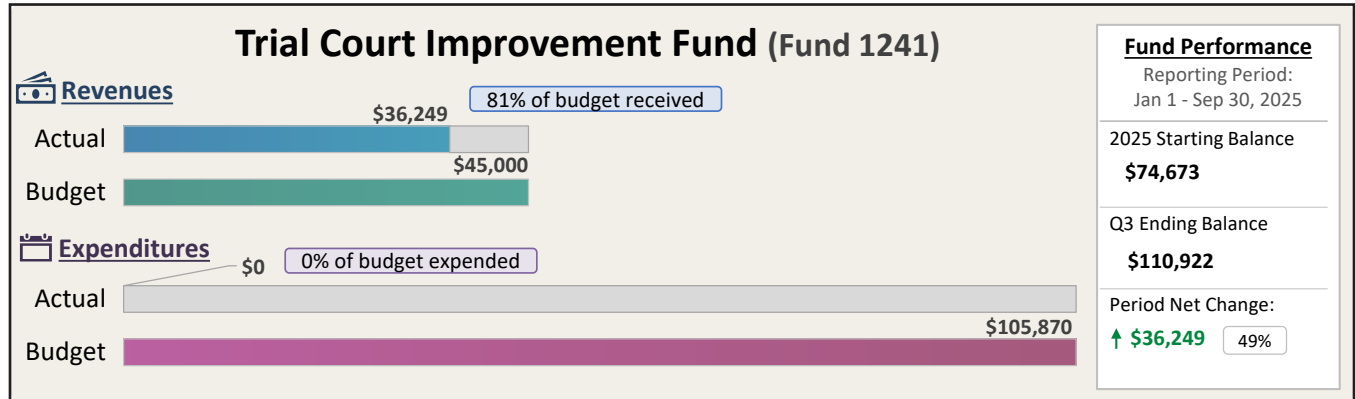
General Note: Funds with larger expenditure budgets than revenue budgets anticipate adequate budget lapse or use of fund equity reserves. Funds with more actual year-to-date expenditures than actual year-to-date revenues are utilizing fund balance reserves.

Whatcom County Third Quarter 2025 Financial Report

For the Quarter Ended September 30, 2025



Special Revenue Funds and Other Funds, continued 2025 through Quarter 3



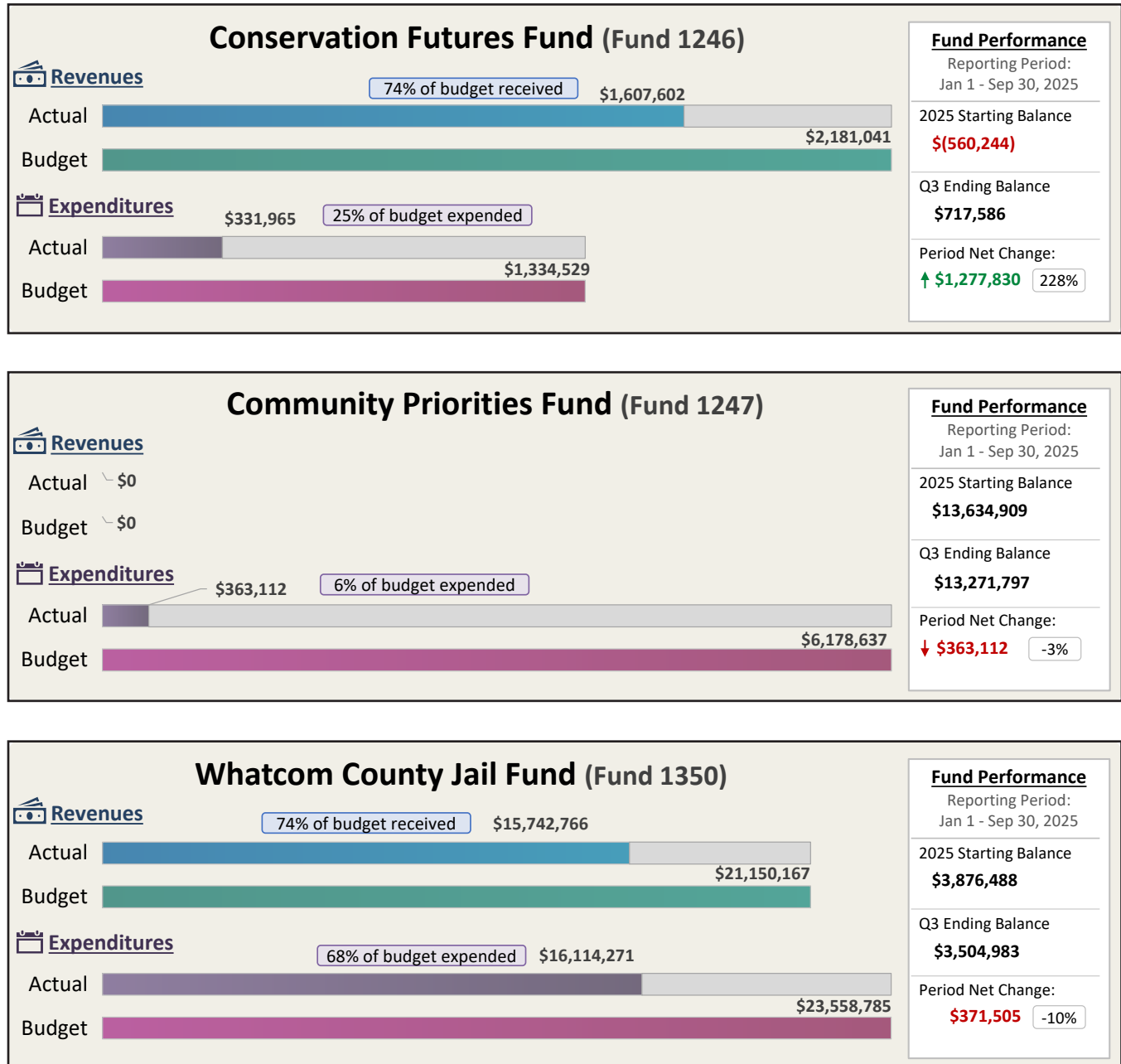
General Note: Funds with larger expenditure budgets than revenue budgets anticipate adequate budget lapse or use of fund equity reserves. Funds with more actual year-to-date expenditures than actual year-to-date revenues are utilizing fund balance reserves.

Whatcom County Third Quarter 2025 Financial Report

For the Quarter Ended September 30, 2025



Special Revenue Funds and Other Funds, continued 2025 through Quarter 3



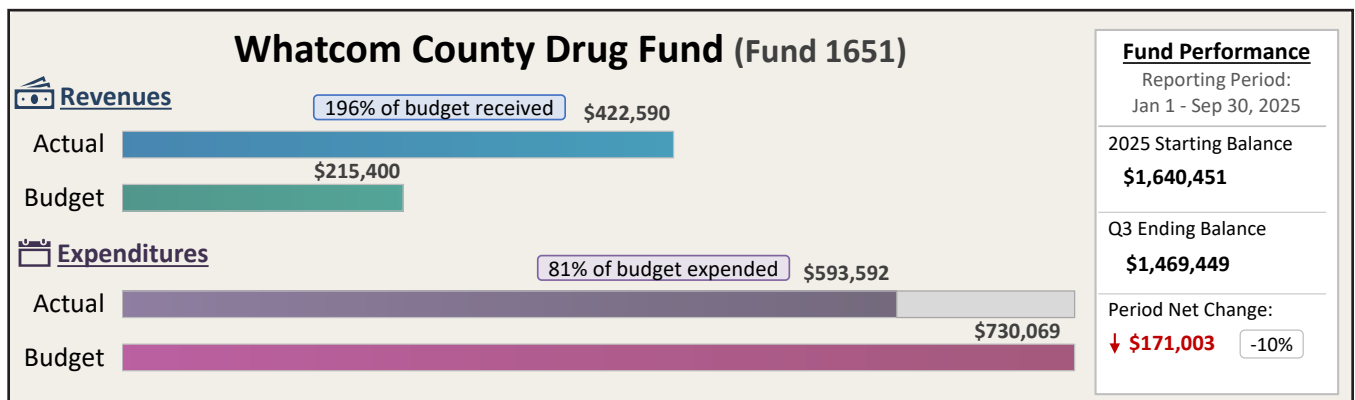
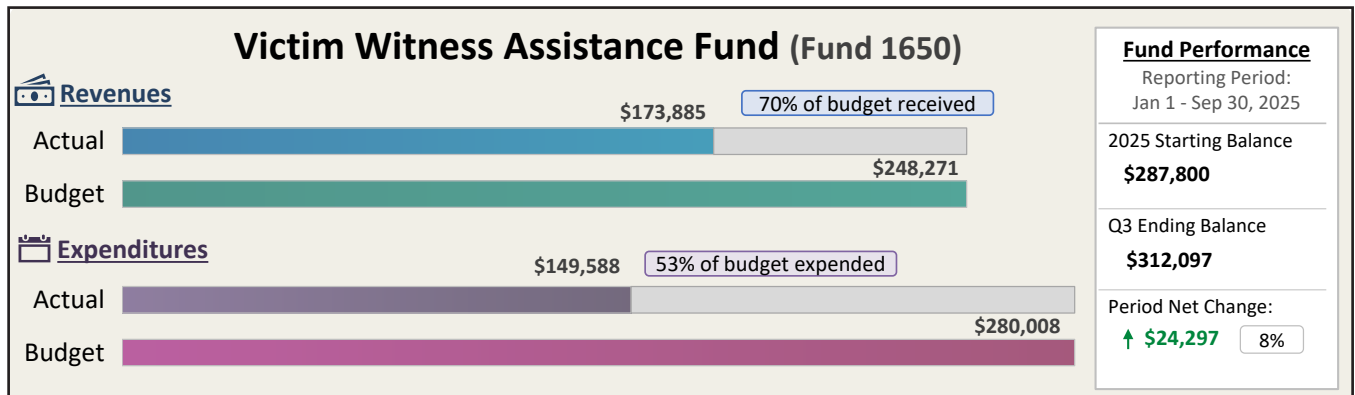
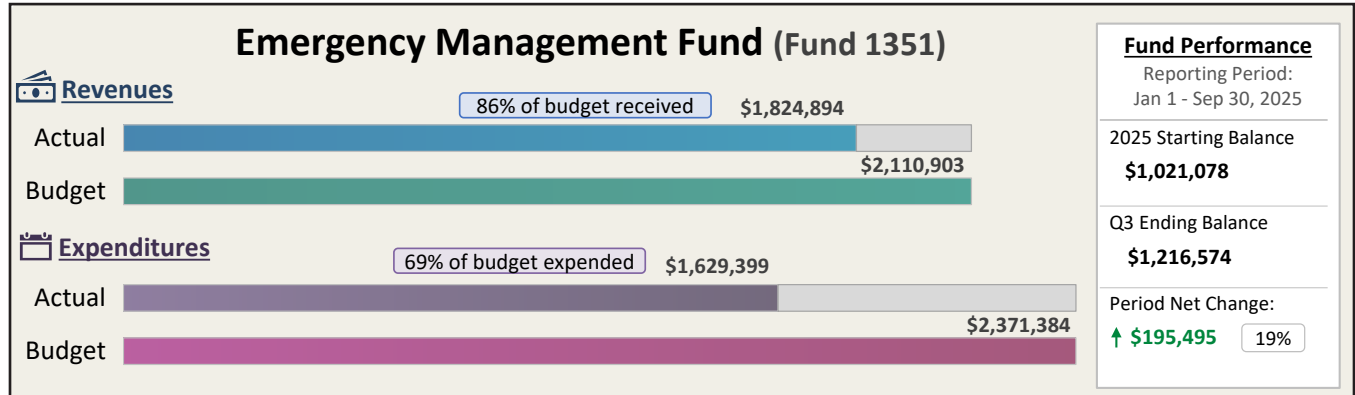
General Note: Funds with larger expenditure budgets than revenue budgets anticipate adequate budget lapse or use of fund equity reserves. Funds with more actual year-to-date expenditures than actual year-to-date revenues are utilizing fund balance reserves.

Whatcom County Third Quarter 2025 Financial Report

For the Quarter Ended September 30, 2025



Special Revenue Funds and Other Funds, continued 2025 through Quarter 3



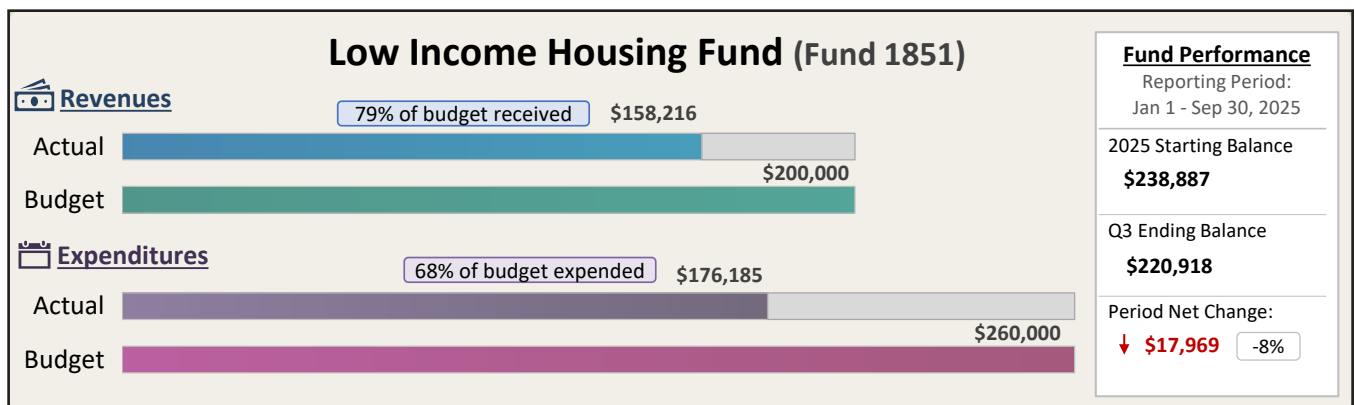
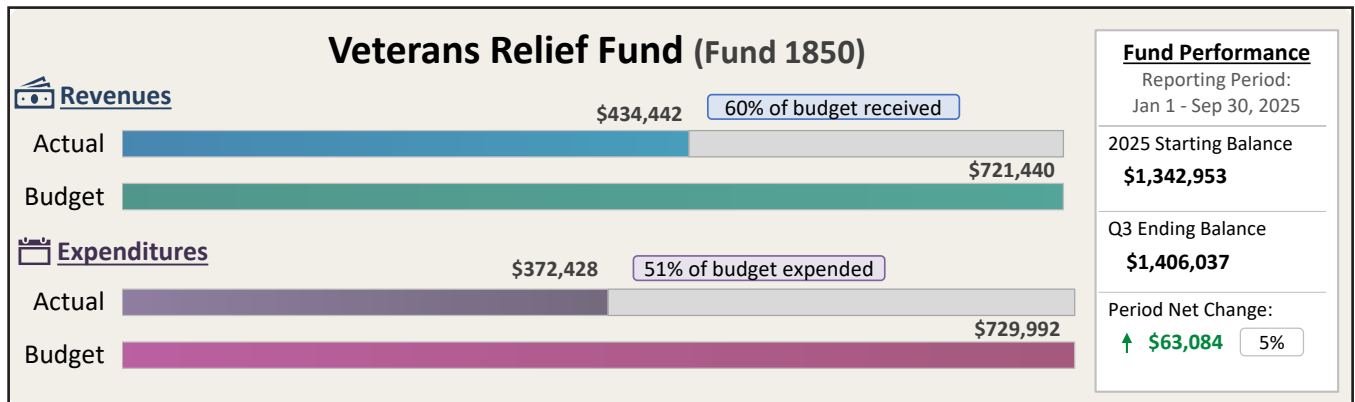
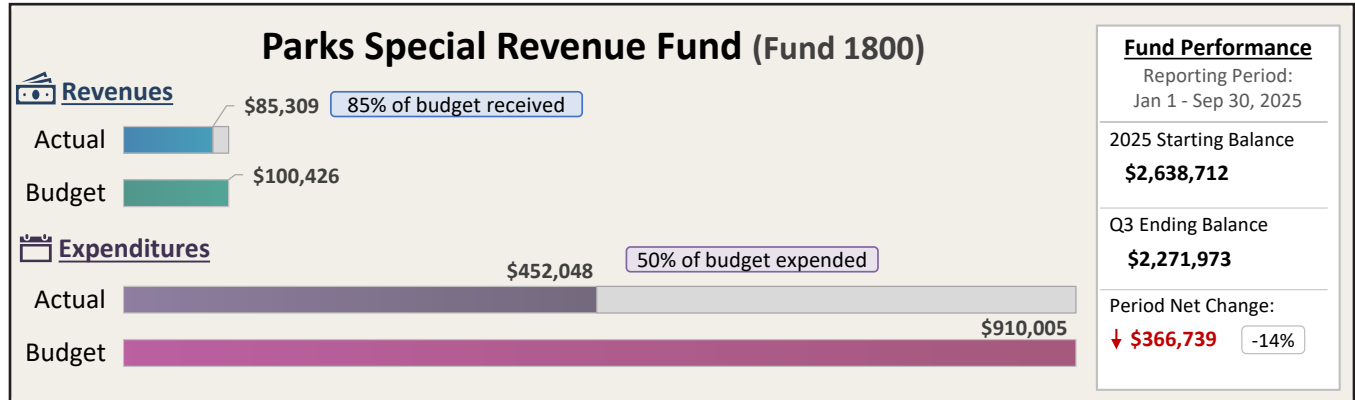
General Note: Funds with larger expenditure budgets than revenue budgets anticipate adequate budget lapse or use of fund equity reserves. Funds with more actual year-to-date expenditures than actual year-to-date revenues are utilizing fund balance reserves.

Whatcom County Third Quarter 2025 Financial Report

For the Quarter Ended September 30, 2025



Special Revenue Funds and Other Funds, continued 2025 through Quarter 3



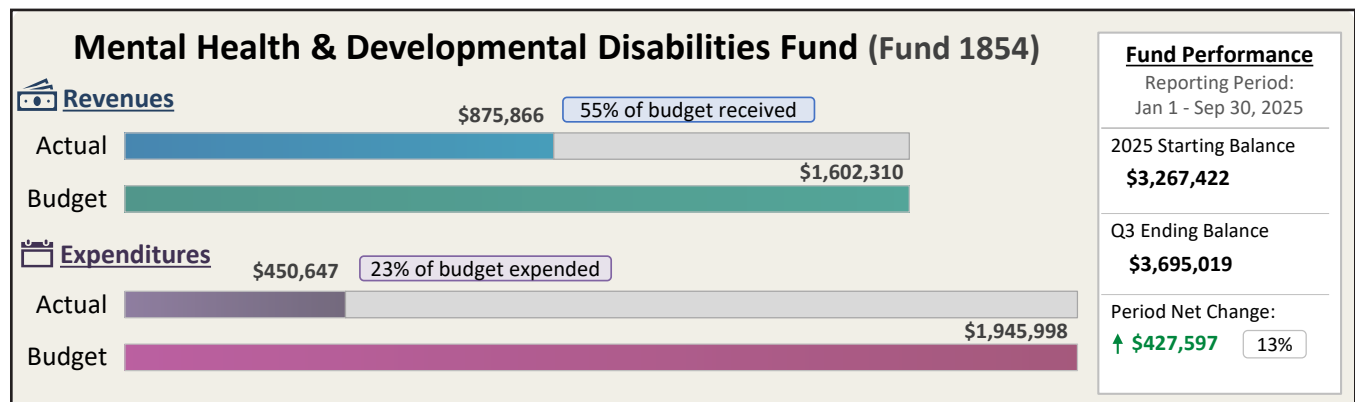
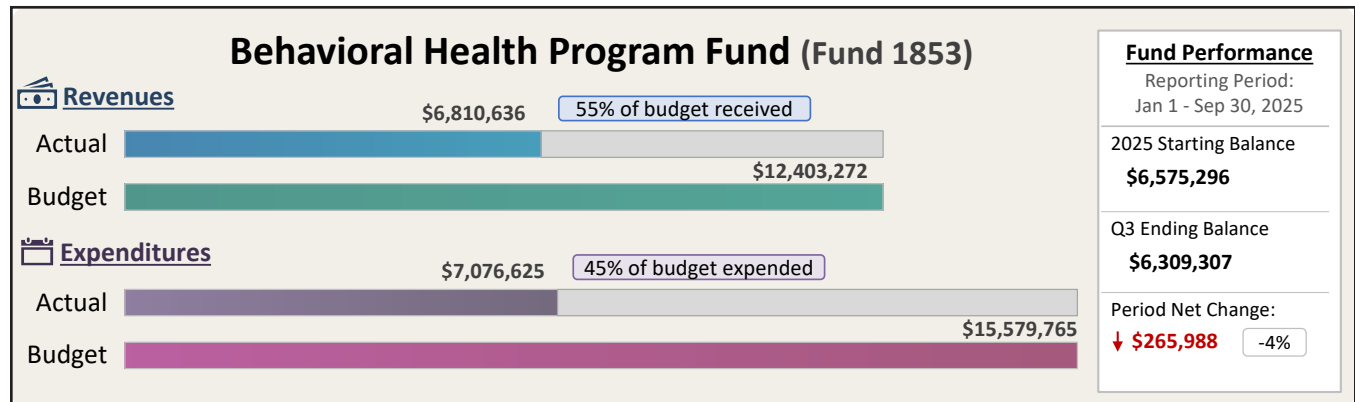
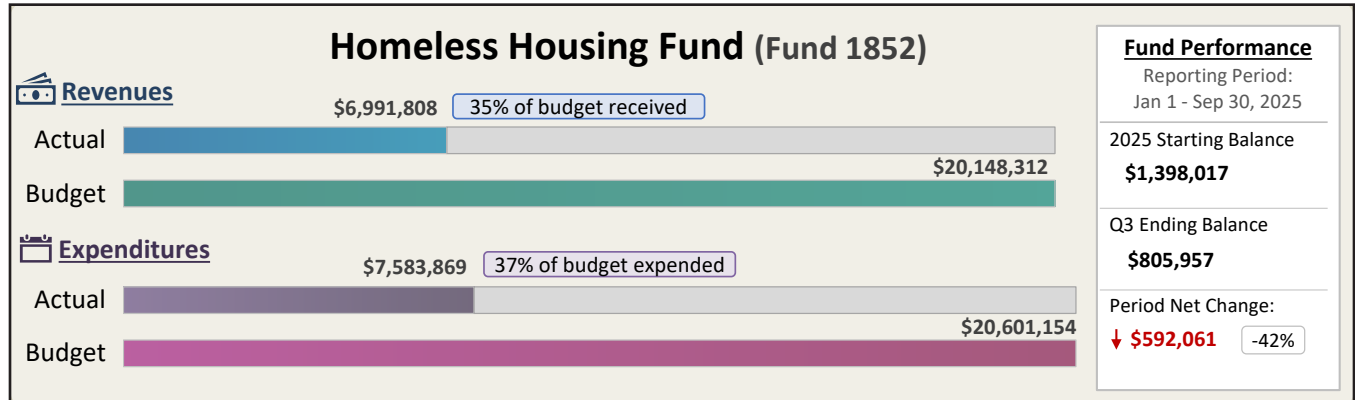
General Note: Funds with larger expenditure budgets than revenue budgets anticipate adequate budget lapse or use of fund equity reserves. Funds with more actual year-to-date expenditures than actual year-to-date revenues are utilizing fund balance reserves.

Whatcom County Third Quarter 2025 Financial Report

For the Quarter Ended September 30, 2025



Special Revenue Funds and Other Funds, continued 2025 through Quarter 3



General Note: Funds with larger expenditure budgets than revenue budgets anticipate adequate budget lapse or use of fund equity reserves. Funds with more actual year-to-date expenditures than actual year-to-date revenues are utilizing fund balance reserves.

Whatcom County Third Quarter 2025 Financial Report


For the Quarter Ended September 30, 2025



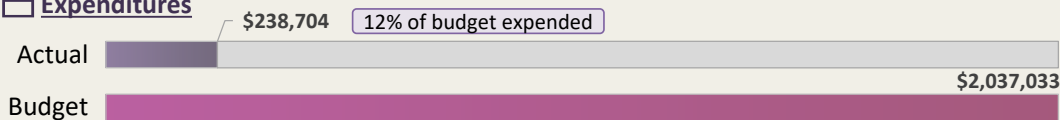
Special Revenue Funds and Other Funds, continued 2025 through Quarter 3

Affordable & Supportive Housing Fund (Fund 1855)

Revenues



Expenditures



Fund Performance

Reporting Period:
Jan 1 - Sep 30, 2025

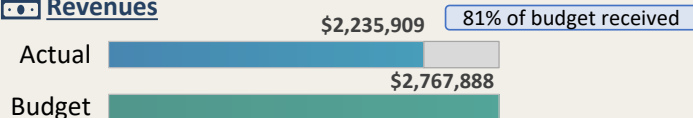
2025 Starting Balance
\$2,757,170

Q3 Ending Balance
\$3,032,503

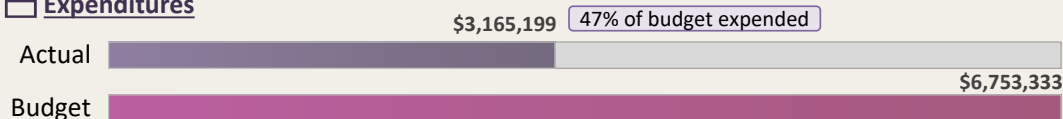
Period Net Change:
↑ \$275,333 10%

Affordable Housing Behavioral Health Facilities Fund (Fund 1856)

Revenues



Expenditures



Fund Performance

Reporting Period:
Jan 1 - Sep 30, 2025


2025 Starting Balance
\$5,463,247

Q3 Ending Balance
\$4,533,957

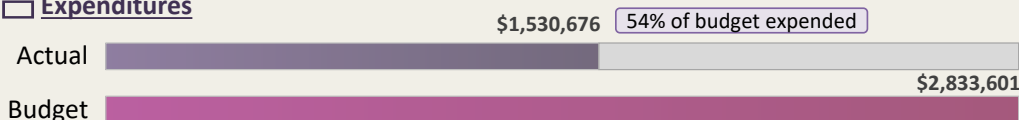
Period Net Change:
↓ \$929,290 -17%

Solid Waste Fund (Fund 1857)

Revenues



Expenditures



Fund Performance

Reporting Period:
Jan 1 - Sep 30, 2025

2025 Starting Balance
\$7,133,296

Q3 Ending Balance
\$7,152,159

Period Net Change:
↑ \$18,863 0.3%

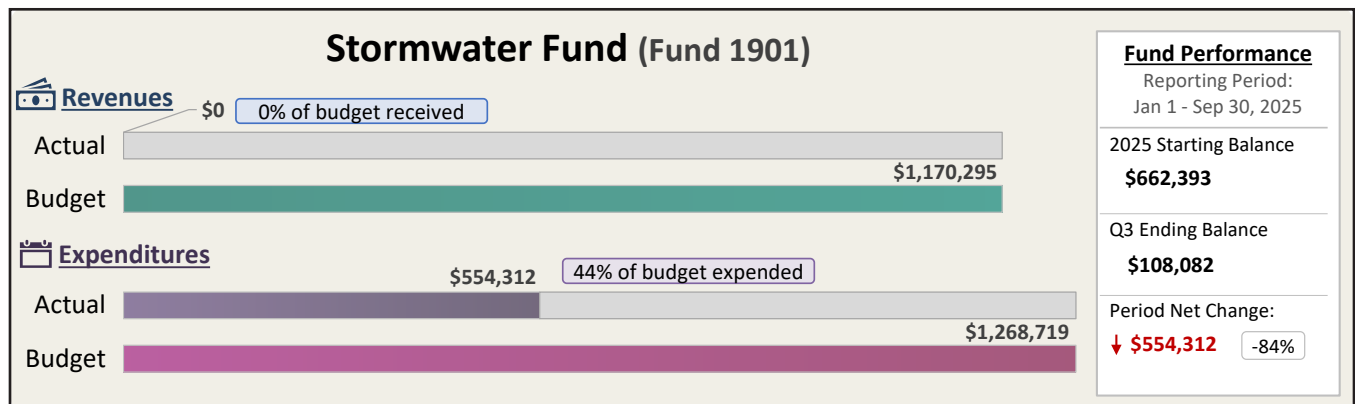
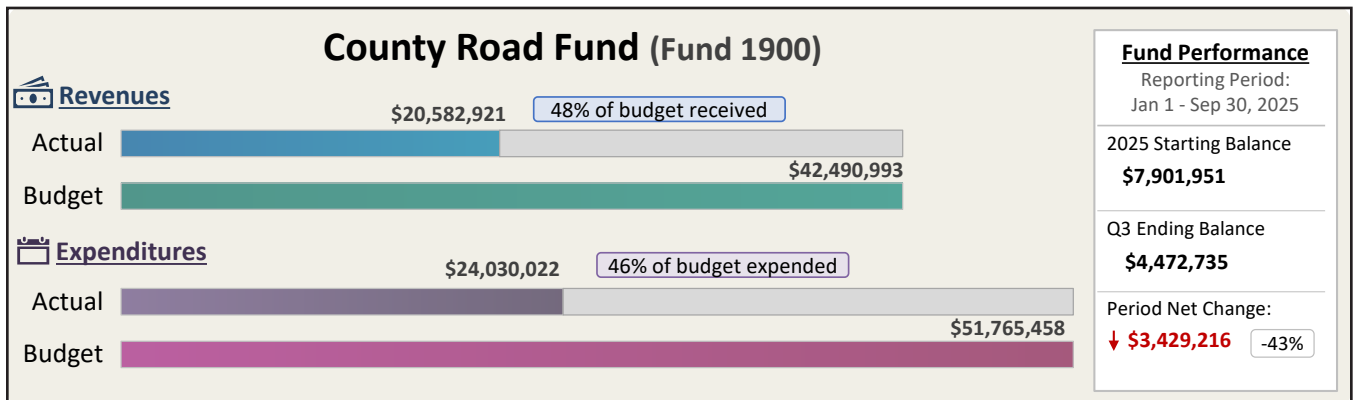
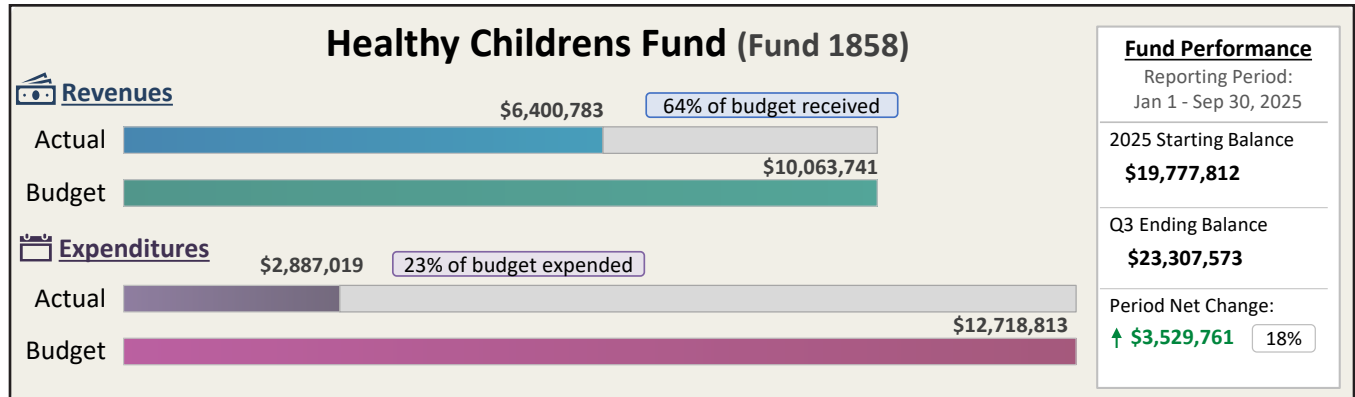
General Note: Funds with larger expenditure budgets than revenue budgets anticipate adequate budget lapse or use of fund equity reserves. Funds with more actual year-to-date expenditures than actual year-to-date revenues are utilizing fund balance reserves.

Whatcom County Third Quarter 2025 Financial Report

For the Quarter Ended September 30, 2025



Special Revenue Funds and Other Funds, continued 2025 through Quarter 3



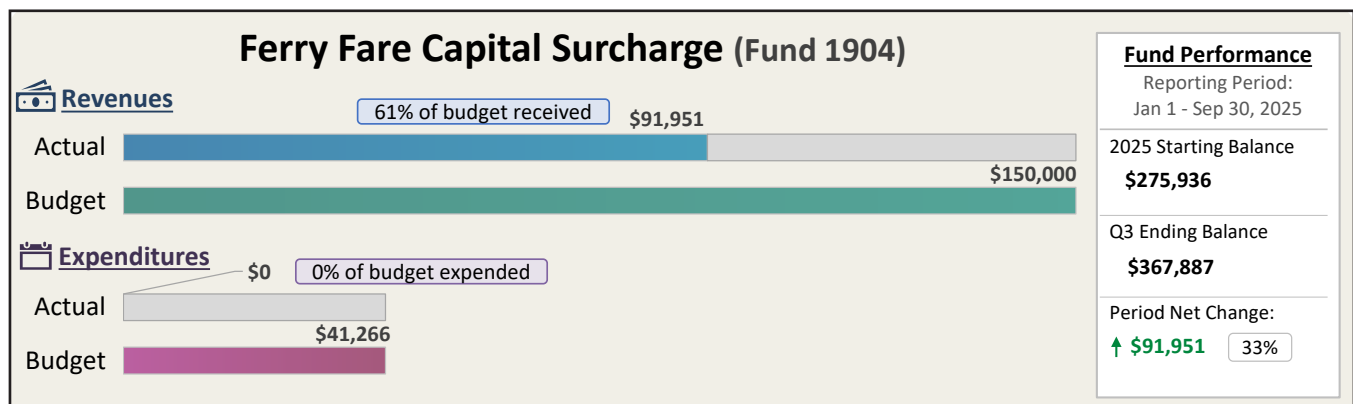
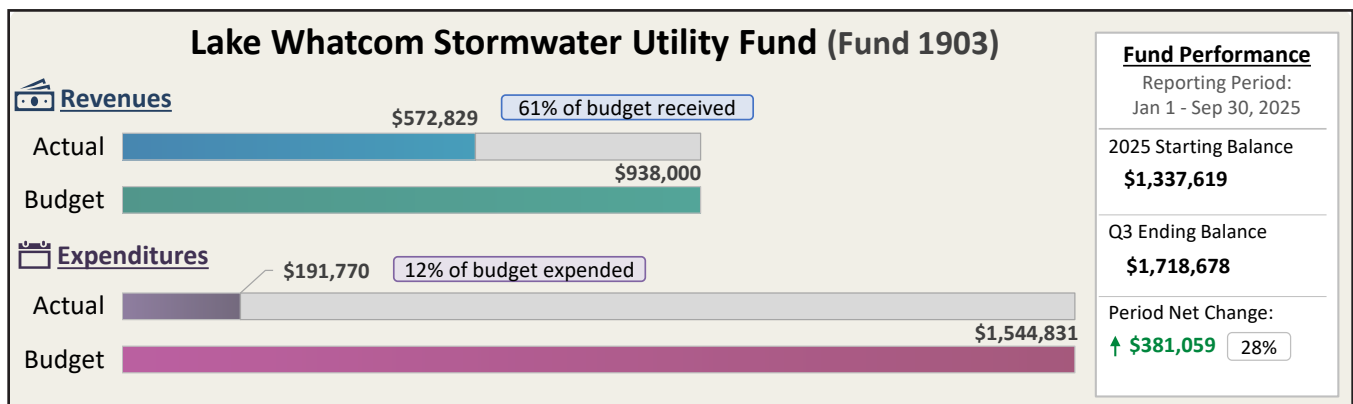
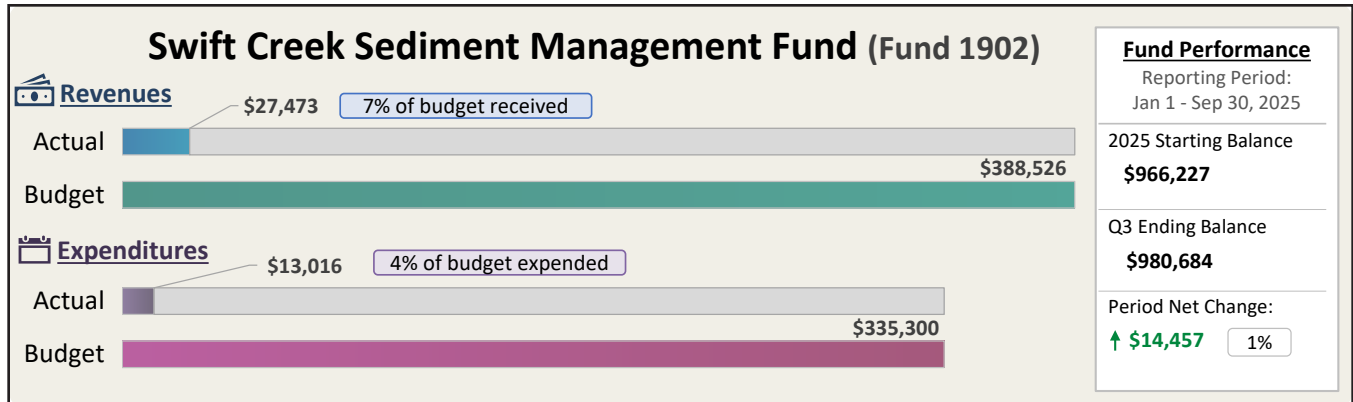
General Note: Funds with larger expenditure budgets than revenue budgets anticipate adequate budget lapse or use of fund equity reserves. Funds with more actual year-to-date expenditures than actual year-to-date revenues are utilizing fund balance reserves.

Whatcom County Third Quarter 2025 Financial Report

For the Quarter Ended September 30, 2025



Special Revenue Funds and Other Funds, continued 2025 through Quarter 3



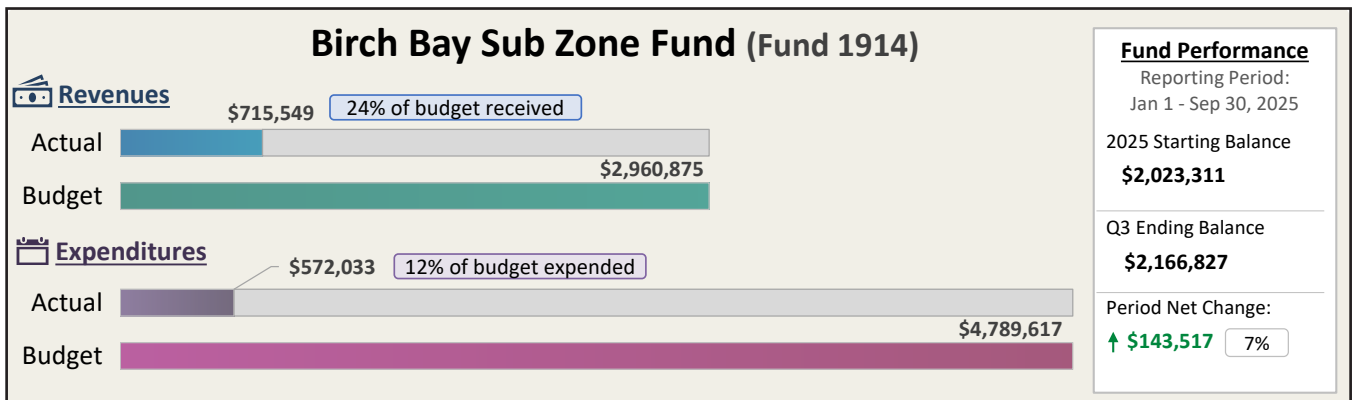
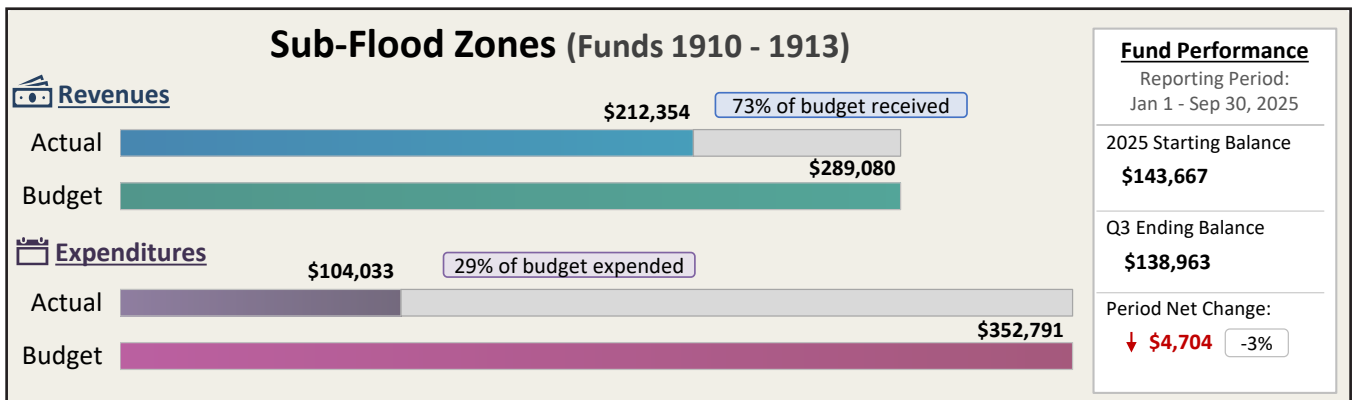
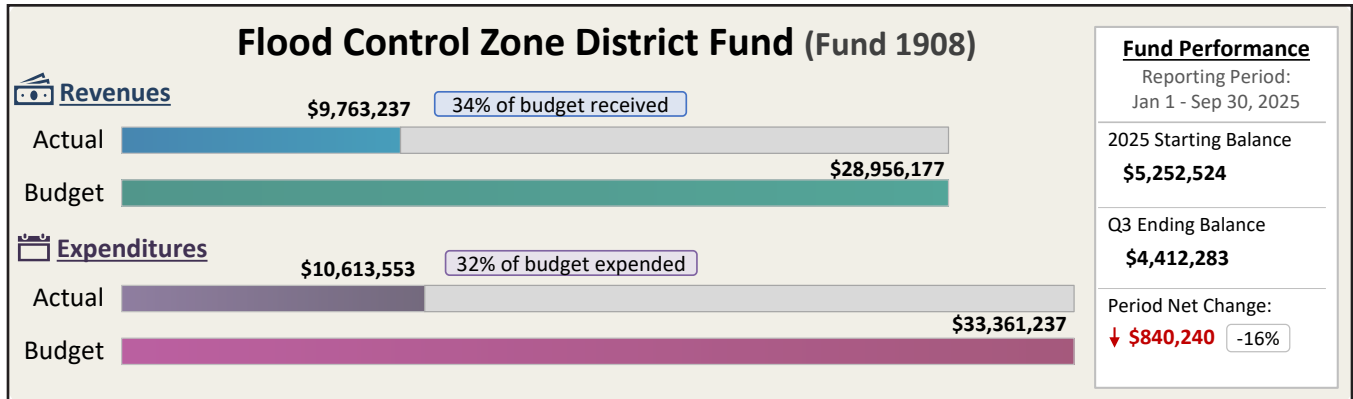
General Note: Funds with larger expenditure budgets than revenue budgets anticipate adequate budget lapse or use of fund equity reserves. Funds with more actual year-to-date expenditures than actual year-to-date revenues are utilizing fund balance reserves.

Whatcom County Third Quarter 2025 Financial Report

For the Quarter Ended September 30, 2025



Special Revenue Funds and Other Funds, continued 2025 through Quarter 3



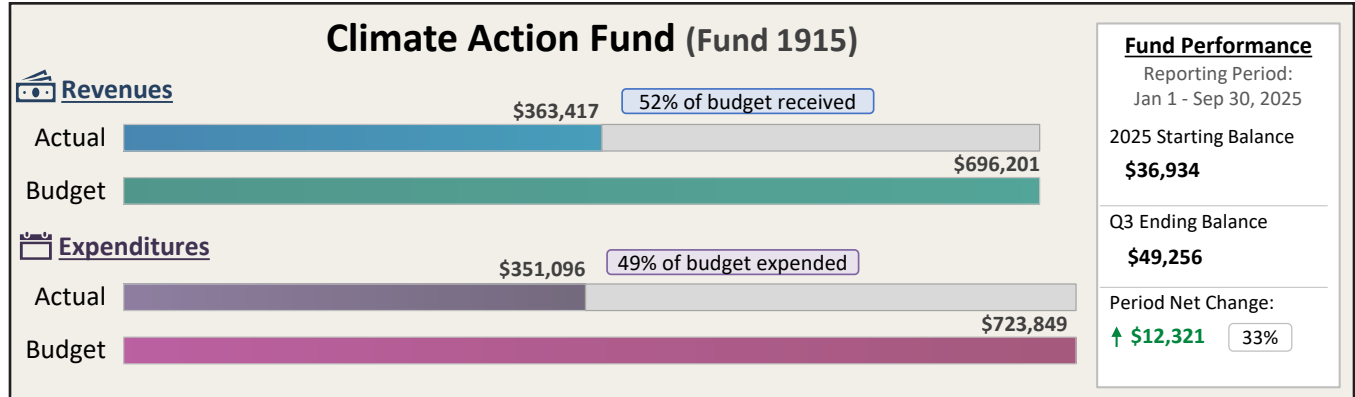
General Note: Funds with larger expenditure budgets than revenue budgets anticipate adequate budget lapse or use of fund equity reserves. Funds with more actual year-to-date expenditures than actual year-to-date revenues are utilizing fund balance reserves.

Whatcom County Third Quarter 2025 Financial Report

For the Quarter Ended September 30, 2025



Special Revenue Funds and Other Funds, continued 2025 through Quarter 3



Whatcom County Third Quarter 2025 Financial Report

For the Quarter Ended September 30, 2025



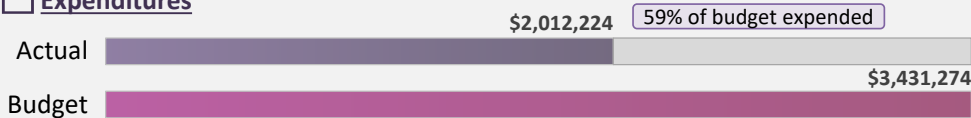
Capital Project Funds 2025 through Quarter 3

Real Estate Excise Tax II (Fund 3240)

Revenues



Expenditures



Fund Performance

Reporting Period:
Jan 1 - Sep 30, 2025

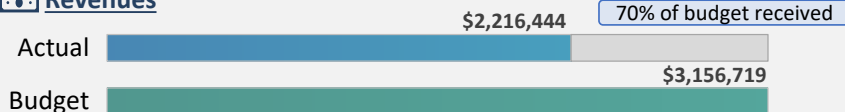
2025 Starting Balance
\$8,170,640

Q3 Ending Balance
\$8,510,172

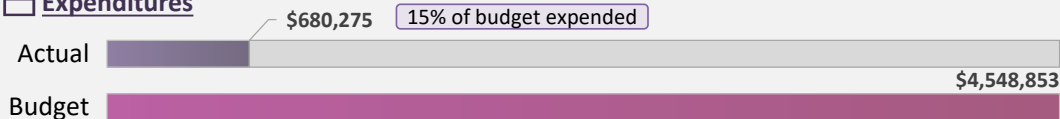
Period Net Change:
↑ \$339,531 4%

Real Estate Excise Tax I (Fund 3241)

Revenues



Expenditures



Fund Performance

Reporting Period:
Jan 1 - Sep 30, 2025

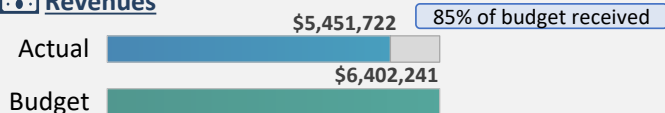
2025 Starting Balance
\$3,956,073

Q3 Ending Balance
\$5,492,243

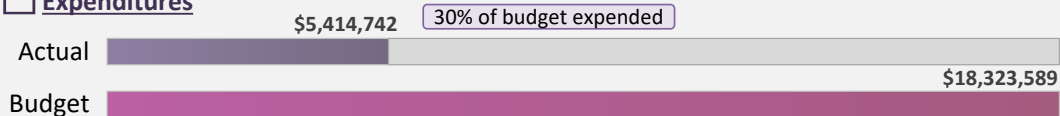
Period Net Change:
↑ \$1,536,16 39%

Public Utilities Improvement (Fund 3242)

Revenues



Expenditures



Fund Performance

Reporting Period:
Jan 1 - Sep 30, 2025

2025 Starting Balance
\$35,794,731

Q3 Ending Balance
\$35,831,711

Period Net Change:
↑ \$36,980 0.1%

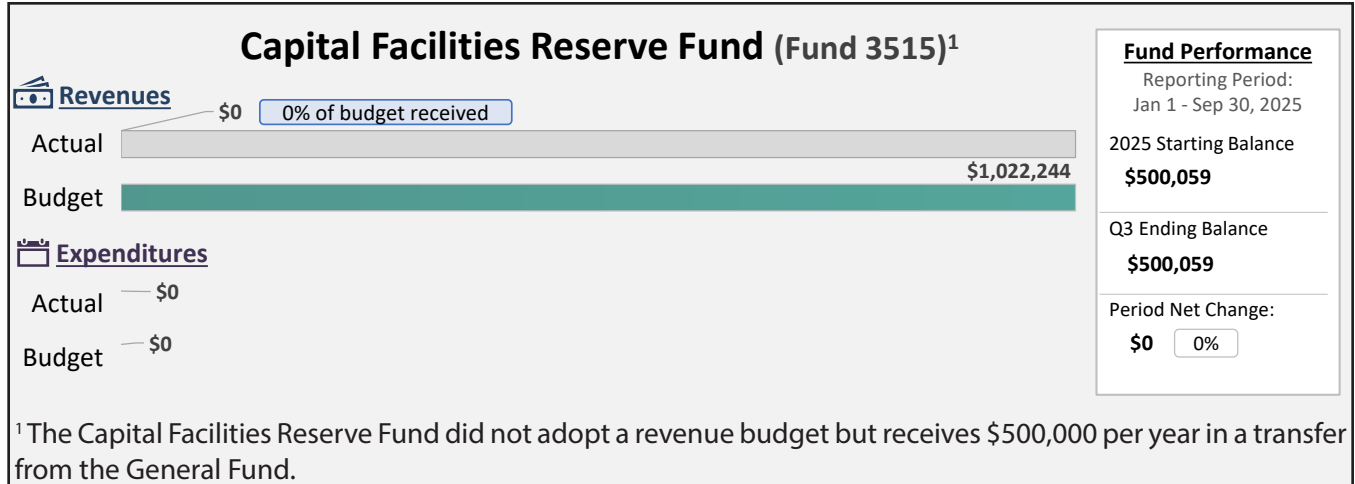
General Note: Funds with larger expenditure budgets than revenue budgets anticipate adequate budget lapse or use of fund equity reserves. Funds with more actual year-to-date expenditures than actual year-to-date revenues are utilizing fund balance reserves.

Whatcom County Third Quarter 2025 Financial Report

For the Quarter Ended September 30, 2025



Capital Project Funds, continued 2025 through Quarter 3



General Note: Funds with larger expenditure budgets than revenue budgets anticipate adequate budget lapse or use of fund equity reserves. Funds with more actual year-to-date expenditures than actual year-to-date revenues are utilizing fund balance reserves.

Whatcom County Third Quarter 2025 Financial Report

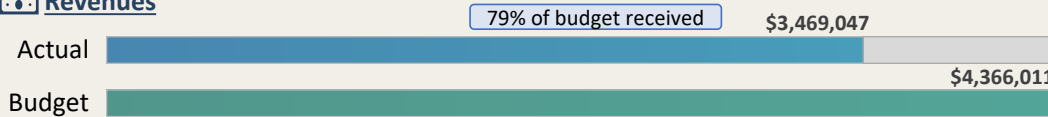
For the Quarter Ended September 30, 2025



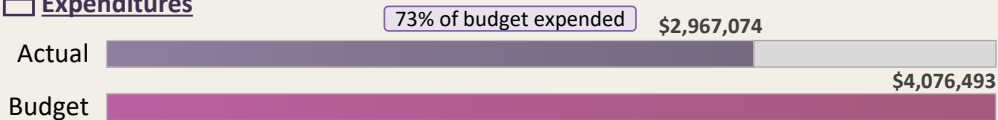
Enterprise and Internal Service Funds 2025 through Quarter 3

Ferry System Fund (Fund 4900)

Revenues



Expenditures



Fund Performance

Reporting Period:
Jan 1 - Sep 30, 2025

2025 Starting Balance
\$424,825

Q3 Ending Balance
\$926,799

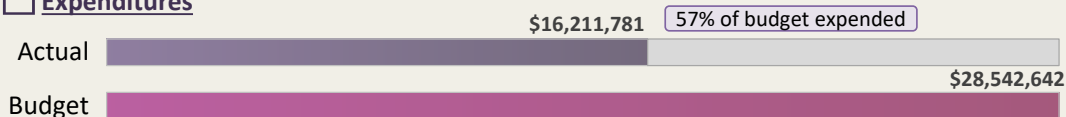
Period Net Change:
↑ \$501,973 118%

Administrative Services Fund (Fund 5500)

Revenues



Expenditures



Fund Performance

Reporting Period:
Jan 1 - Sep 30, 2025

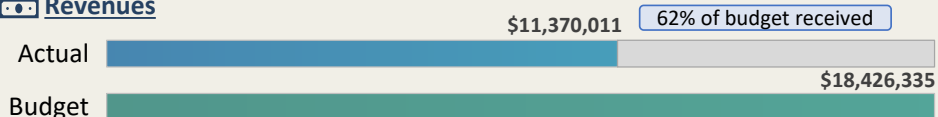
2025 Starting Balance
\$6,601,402

Q3 Ending Balance
\$8,733,890

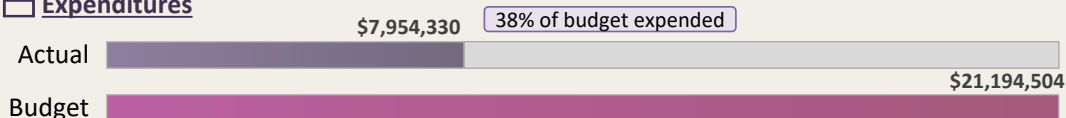
Period Net Change:
↑ \$2,132,48 32%

Equipment Rental & Revolving Fund (Fund 5900)

Revenues



Expenditures



Fund Performance

Reporting Period:
Jan 1 - Sep 30, 2025

2025 Starting Balance
\$25,038,501

Q3 Ending Balance
\$28,460,103

Period Net Change:
↑ \$3,421,60 14%

General Note: Funds with larger expenditure budgets than revenue budgets anticipate adequate budget lapse or use of fund equity reserves. Funds with more actual year-to-date expenditures than actual year-to-date revenues are utilizing fund balance reserves.

Whatcom County Third Quarter 2025 Financial Report

For the Quarter Ended September 30, 2025




Project Budget Funds Life of Project

Public Safety Radio System (Fund 3350)



Revenues

70% of budget received \$1,047,551



Expenditures

67% of budget expended \$992,770



Fund Performance

Reporting Period:
Jan 1 - Sep 30, 2025

2025 Starting Balance:
\$54,781

Q3 Ending Balance:
\$54,781

Period Net Change:
\$0 0%

Project Update: <https://www.whatcomcounty.us/DocumentCenter/View/104704>


Project Webpage: <https://www.whatcomcounty.us/3098/Capital-Projects>

Civic Center Building (Fund 3500)



Revenues

100% of budget received \$6,850,000



Expenditures

91% of budget expended \$6,210,557



Fund Performance

Reporting Period:
Jan 1 - Sep 30, 2025

2025 Starting Balance:
\$672,393

Q3 Ending Balance:
\$672,393

Period Net Change:
\$0 0%

Project Update: <https://www.whatcomcounty.us/DocumentCenter/Home/View/104690>

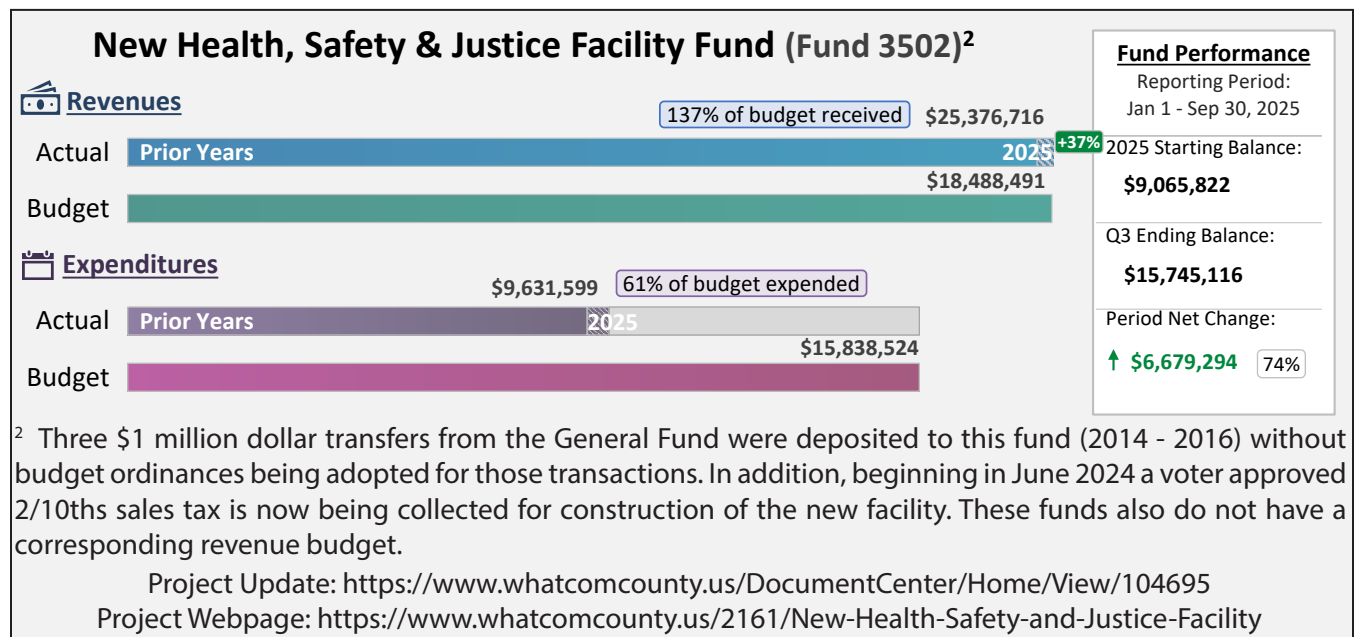
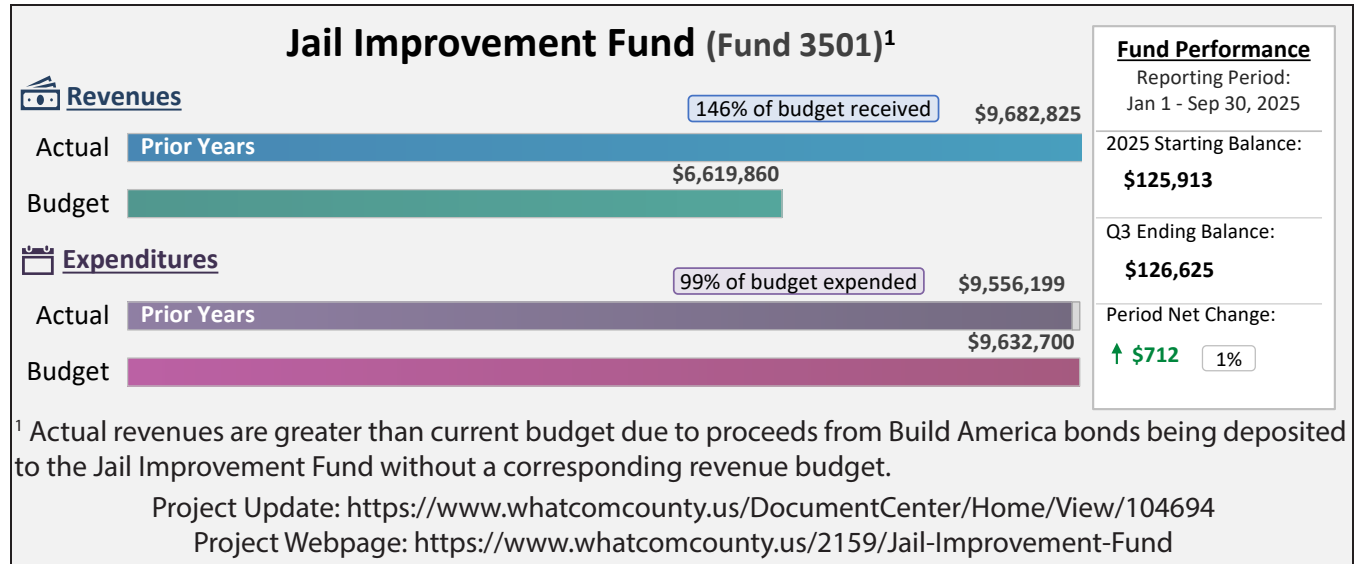
Project Webpage: <https://www.whatcomcounty.us/2157/Civic-Center-Building-Fund>

Whatcom County Third Quarter 2025 Financial Report

For the Quarter Ended September 30, 2025



Project Budget Funds, continued Life of Project



Whatcom County Third Quarter 2025 Financial Report

For the Quarter Ended September 30, 2025




Project Budget Funds, continued Life of Project

Courthouse Improvement Fund (Fund 3504)



Revenues

90% of budget received \$1,646,483



Expenditures

76% of budget expended \$1,379,762



Fund Performance

Reporting Period:
Jan 1 - Sep 30, 2025

2025 Starting Balance:
\$404,361

Q3 Ending Balance:
\$266,721

Period Net Change:
↓ \$137,640 -34%


Project Update: <https://www.whatcomcounty.us/DocumentCenter/Home/View/104692>
Project Webpage: <https://www.whatcomcounty.us/2614/Courthouse-Improvement-Fund>

2015 Girard St Building Improvements (Fund 3505)




Revenues

100% of budget received \$511,000



Expenditures

\$129,726 25% of budget expended



Fund Performance

Reporting Period:
Jan 1 - Sep 30, 2025

2025 Starting Balance:
\$381,329

Q3 Ending Balance:
\$381,274

Period Net Change:
\$55 -0.01%


Project Update: <https://www.whatcomcounty.us/DocumentCenter/Home/View/104693>
Project Webpage: <https://www.whatcomcounty.us/2158/Girard-Street-Building-Improvements>

Courthouse Building Envelope (Fund 3506)




Revenues

88% of budget received \$14,992,909



Expenditures

75% of budget expended \$12,760,581



Fund Performance

Reporting Period:
Jan 1 - Sep 30, 2025

2025 Starting Balance:
\$2,506,563

Q3 Ending Balance:
\$2,243,329

Period Net Change:
↓ \$263,234 -11%

Project Update: <https://www.whatcomcounty.us/DocumentCenter/Home/View/104961>
Project Webpage: <https://www.whatcomcounty.us/2144/Courthouse-Building-Envelope>

Whatcom County Third Quarter 2025 Financial Report


For the Quarter Ended September 30, 2025



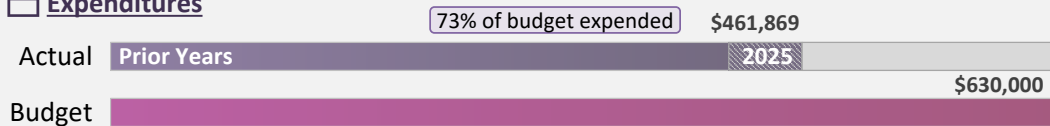
Project Budget Funds, continued Life of Project

Criminal Justice Case Management (Fund 3507)

Revenues



Expenditures



Fund Performance

Reporting Period:
Jan 1 - Sep 30, 2025

2025 Starting Balance:
\$217,056

Q3 Ending Balance:
\$168,131

Period Net Change:
↓ \$48,925 -23%

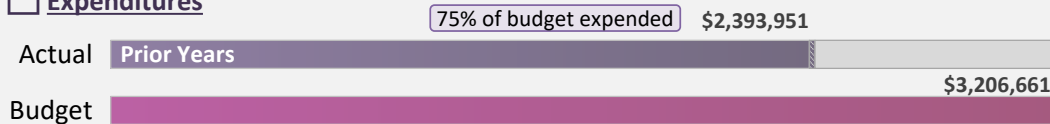
Project Update: <https://www.whatcomcounty.us/DocumentCenter/View/104542>
Project Webpage: <https://www.whatcomcounty.us/2176/Current-IT-Capital-Projects>

Integrated Land Permit Management (Fund 3508)

Revenues



Expenditures



Fund Performance

Reporting Period:
Jan 1 - Sep 30, 2025

2025 Starting Balance:
\$581,810

Q3 Ending Balance:
\$812,710

Period Net Change:
↑ \$230,900 40%

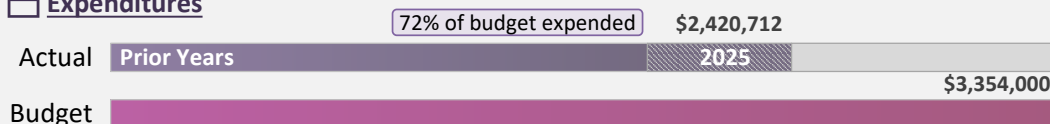
Project Update: <https://www.whatcomcounty.us/DocumentCenter/View/104544>
Project Webpage: <https://www.whatcomcounty.us/2176/Current-IT-Capital-Projects>

Financial System Software (Fund 3509)

Revenues



Expenditures



Fund Performance

Reporting Period:
Jan 1 - Sep 30, 2025

2025 Starting Balance:
\$1,445,444

Q3 Ending Balance:
\$933,288

Period Net Change:
↓ \$512,156 -35%

Project Update: <https://www.whatcomcounty.us/DocumentCenter/View/104543>
Project Webpage: <https://www.whatcomcounty.us/2176/Current-IT-Capital-Projects>

Whatcom County Third Quarter 2025 Financial Report

For the Quarter Ended September 30, 2025




Project Budget Funds, continued Life of Project

Prox Lock Control Panel Replacement (Fund 3511)




Revenues

100% of budget received \$238,000



Expenditures

\$34,596 15% of budget expended



Fund Performance

Reporting Period:
Jan 1 - Sep 30, 2025

2025 Starting Balance:
\$210,759

Q3 Ending Balance:
\$203,404

Period Net Change:
↓ \$7,355 -3%

Project Update: <https://www.whatcomcounty.us/DocumentCenter/View/104697>
Project Webpage: <https://www.whatcomcounty.us/3403/Prox-Lock-Control-Panel-Replacement>

Central Plaza Tenant Improvement Fund (Fund 3512)



Revenues

100% of budget received \$400,000



Expenditures

\$207,013 52% of budget expended



Fund Performance

Reporting Period:
Jan 1 - Sep 30, 2025

2025 Starting Balance:
\$192,987

Q3 Ending Balance:
\$192,987

Period Net Change:
\$0 0%


Project Update: <https://www.whatcomcounty.us/DocumentCenter/View/104689>
Project Webpage: <https://www.whatcomcounty.us/3915/Central-Plaza-Tenant-Improvement-Fund>

NW Annex Redevelopment Fund (Fund 3513)




Revenues

92% of budget received \$4,670,000



Expenditures

\$1,949,818 38% of budget expended



Fund Performance

Reporting Period:
Jan 1 - Sep 30, 2025

2025 Starting Balance:
\$3,207,200

Q3 Ending Balance:
\$2,720,182

Period Net Change:
↓ \$487,018 -15%

Project Update: <https://www.whatcomcounty.us/DocumentCenter/View/104696>
Project Webpage: <https://www.whatcomcounty.us/3909/NW-Annex-Redevelopment-Fund>

Whatcom County Third Quarter 2025 Financial Report

For the Quarter Ended September 30, 2025




Project Budget Funds, continued Life of Project

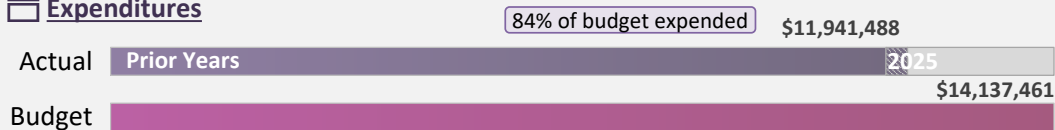
Way Station Project Fund (Fund 3514)³



Revenues



Expenditures



Fund Performance

Reporting Period:
Jan 1 - Sep 30, 2025

2025 Starting Balance:

\$240,937

Q3 Ending Balance:

\$176,225

Period Net Change:

↓ \$64,712 -27%

³ A transfer from the State Street Project fund balance was deposited to this fund without a budget being adopted for the transaction. The State Street Fund was closed as Way Station will now occupy the building.

Project Update: <https://www.whatcomcounty.us/DocumentCenter/View/104699>

Project Webpage: <https://www.whatcomcounty.us/3953/Way-Station-Project-Fund>

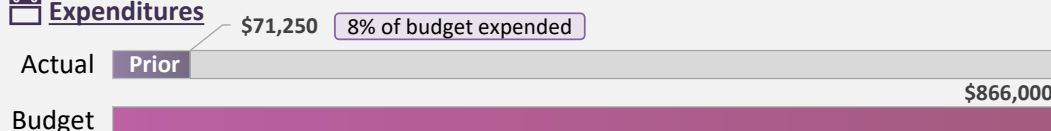
Bellingham Senior Center HVAC Replacement Fund (Fund 3516)



Revenues



Expenditures



Fund Performance

Reporting Period:
Jan 1 - Sep 30, 2025

2025 Starting Balance:

\$794,750

Q3 Ending Balance:

\$794,750

Period Net Change:

\$0 0%

Project Update: <https://www.whatcomcounty.us/DocumentCenter/View/104763>

Project Webpage: <https://www.whatcomcounty.us/4207/Bellingham-Senior-Activity-Center-HVAC>

Whatcom County Third Quarter 2025 Financial Report

For the Quarter Ended September 30, 2025



Project Budget Funds, continued Life of Project

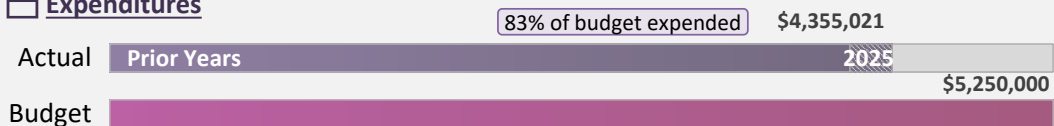
Unity Street Acquisition Fund (Fund 3517)



Revenues



Expenditures



Fund Performance

Reporting Period:
Jan 1 - Sep 30, 2025

2025 Starting Balance:

\$1,129,540

Q3 Ending Balance:

\$894,979

Period Net Change:

↓ \$234,560 -21%

Project Update: <https://whatcomcounty.us/DocumentCenter/View/104698>

Project Webpage: <https://www.whatcomcounty.us/4515/Unity-Street>

North Commercial Street Acquisition Fund (Fund 3518)⁴



Revenues



Expenditures



Fund Performance

Reporting Period:
Jan 1 - Sep 30, 2025

2025 Starting Balance:

\$822,784

Q3 Ending Balance:

\$712,312

Period Net Change:

↓ \$110,472 -13%

⁴ An unbudgeted \$675,000 grant was received in late 2024 to support this project.

Project Update: <https://whatcomcounty.us/DocumentCenter/View/104701>

Project Webpage: <https://www.whatcomcounty.us/4516/400-North>

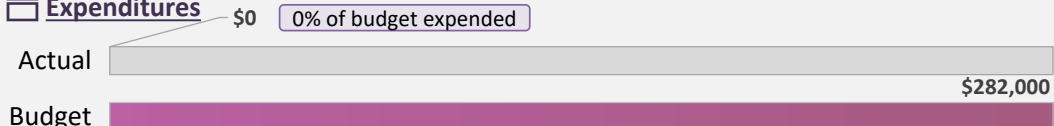
Courtroom Audio Visual Upgrade Fund (Fund 3519)



Revenues



Expenditures



Fund Performance

Reporting Period:
Jan 1 - Sep 30, 2025

2025 Starting Balance:

\$0

Q3 Ending Balance:

\$282,000

Period Net Change:

↑ \$282,000

Project Update: <https://whatcomcounty.us/DocumentCenter/View/104541>

Project Webpage: <https://www.whatcomcounty.us/2176/IT-Capital-Projects>

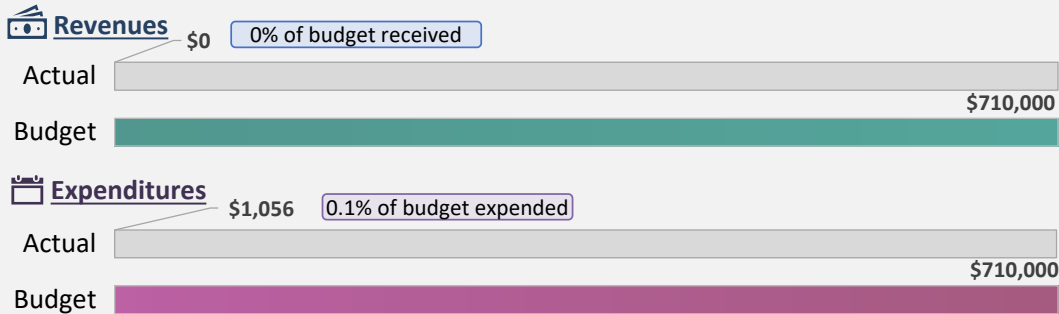
Whatcom County Third Quarter 2025 Financial Report

For the Quarter Ended September 30, 2025



Project Budget Funds, continued Life of Project

Jail Reentry Improvement Project Fund (Fund 3520)⁵



Fund Performance

Reporting Period:
Jan 1 - Sep 30, 2025

2025 Starting Balance:

\$0

Q3 Ending Balance:

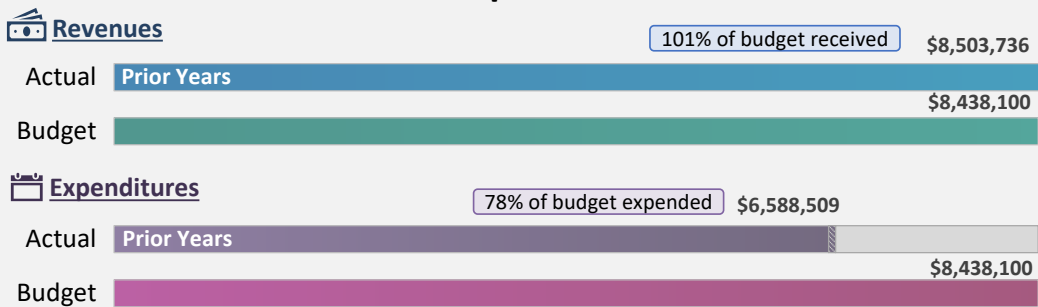
\$(1,056)

Period Net Change:

↓ \$1,056

⁵ Fund was established on 9/23/2025. Billing started immediately and prior to transferring funds to this fund.

Silver Lake Park Improvements (Fund 3802)



Fund Performance

Reporting Period:
Jan 1 - Sep 30, 2025

2025 Starting Balance:

\$1,979,573

Q3 Ending Balance:

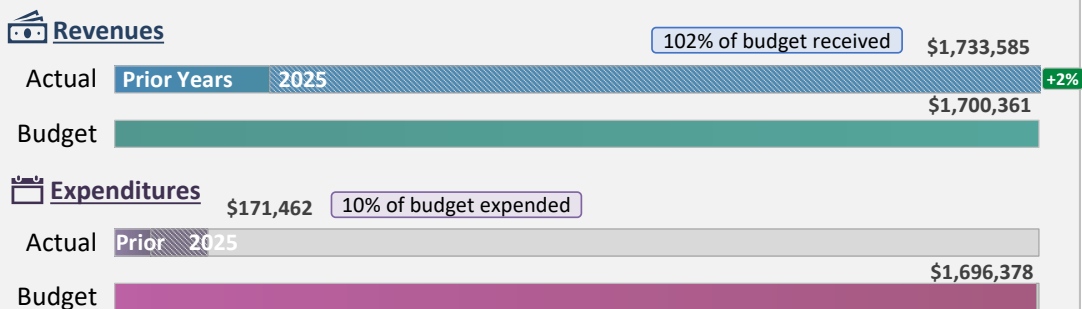
\$1,915,227

Period Net Change:

↓ \$64,346 -3%

Project Update: <https://www.whatcomcounty.us/DocumentCenter/View/104761>
Project Webpage: <https://www.whatcomcounty.us/3653/Silver-Lake-Park-Renovations>

Hovander Park Building Improvement (Fund 3805)



Fund Performance

Reporting Period:
Jan 1 - Sep 30, 2025

2025 Starting Balance:

\$219,324

Q3 Ending Balance:

\$1,562,123

Period Net Change:

↑ \$1,342,799 612%

Project Update: <https://www.whatcomcounty.us/DocumentCenter/View/104776>
Project Webpage: <https://www.whatcomcounty.us/2580/Hovander-Park>

Whatcom County Third Quarter 2025 Financial Report

For the Quarter Ended September 30, 2025




Project Budget Funds, continued Life of Project

Lake Whatcom Trail Development (Fund 3806)



Revenues

100% of budget received \$1,029,525



Expenditures

93% of budget expended \$960,550



Fund Performance

Reporting Period:
Jan 1 - Sep 30, 2025

2025 Starting Balance:
\$71,701

Q3 Ending Balance:
\$68,975

Period Net Change:
↓ \$2,726 -4%


Project Update: <https://www.whatcomcounty.us/DocumentCenter/View/104767>
Project Webpage: <https://www.whatcomcounty.us/2581/Lake-Whatcom-Park-Development>

Plantation Rifle Range LRC Implementation Fund (Fund 3808)




Revenues

100% of budget received \$1,513,753



Expenditures

72% of budget expended \$1,097,187



Fund Performance

Reporting Period:
Jan 1 - Sep 30, 2025

2025 Starting Balance:
\$467,135

Q3 Ending Balance:
\$416,566

Period Net Change:
↓ \$50,569 -11%

Project Update: <https://www.whatcomcounty.us/DocumentCenter/View/104760>
Project Webpage: <https://www.whatcomcounty.us/4061/Plantation-Rifle-Range>

Lookout Mountain Road Repair (Fund 3809)



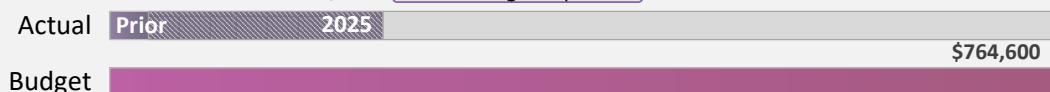
Revenues

95% of budget received \$727,362



Expenditures

\$221,673 29% of budget expended



Fund Performance

Reporting Period:
Jan 1 - Sep 30, 2025

2025 Starting Balance:
\$195,861

Q3 Ending Balance:
\$505,689

Period Net Change:
↑ \$309,828 158%

Project Update: <https://www.whatcomcounty.us/DocumentCenter/View/104759>
Project Webpage: <https://www.whatcomcounty.us/4654/Lookout-Mountain-Forest-Road-Repairs>

Whatcom County Third Quarter 2025 Financial Report

For the Quarter Ended September 30, 2025



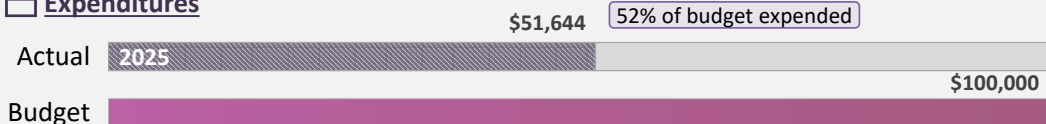
Project Budget Funds, continued Life of Project

Governors Point Project (Fund 3810)

Revenues



Expenditures



Fund Performance

Reporting Period:
Jan 1 - Sep 30, 2025

2025 Starting Balance:

\$100,000

Q3 Ending Balance:

\$48,356

Period Net Change:

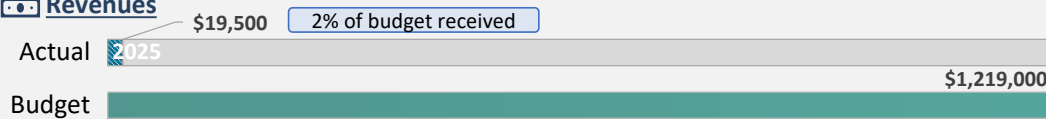
↓ \$51,644 -52%

Project Update: <https://www.whatcomcounty.us/DocumentCenter/View/104765>

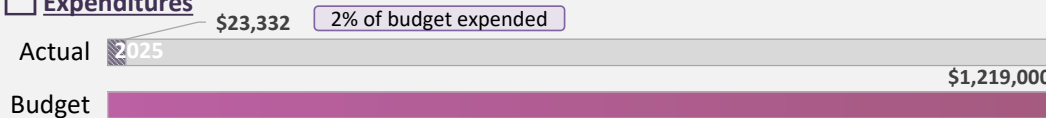
Project Webpage: <https://www.whatcomcounty.us/4653/Governors-Point>

East Whatcom Sports Court Project Fund (Fund 3811)

Revenues



Expenditures



Fund Performance

Reporting Period:
Jan 1 - Sep 30, 2025

2025 Starting Balance:

\$0

Q3 Ending Balance:

\$(3,832)

Period Net Change:

↓ \$3,832

Project Update: <https://whatcomcounty.us/DocumentCenter/View/104764>

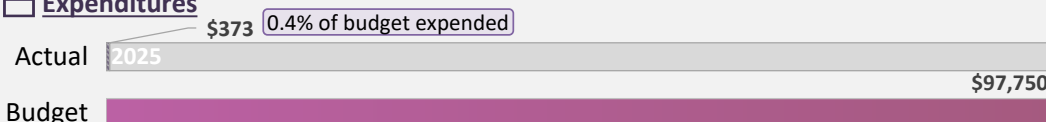
Project Webpage: <https://www.whatcomcounty.us/4659/East-Whatcom>

Silver Lake Boat Launch Renovation Fund (Fund 3812)

Revenues



Expenditures



Fund Performance

Reporting Period:
Jan 1 - Sep 30, 2025

2025 Starting Balance:

\$0

Q3 Ending Balance:

\$97,377

Period Net Change:

↑ \$97,377

Project Update: <https://whatcomcounty.us/DocumentCenter/View/104762>

Project Webpage: <https://www.whatcomcounty.us/4660/Silver-Lake-Park>

Whatcom County Third Quarter 2025 Financial Report

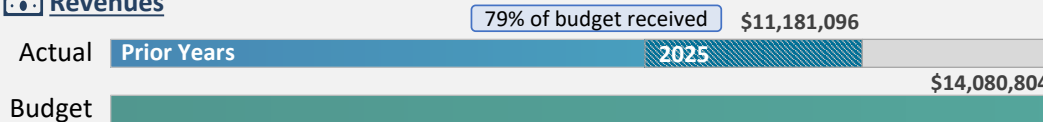
For the Quarter Ended September 30, 2025



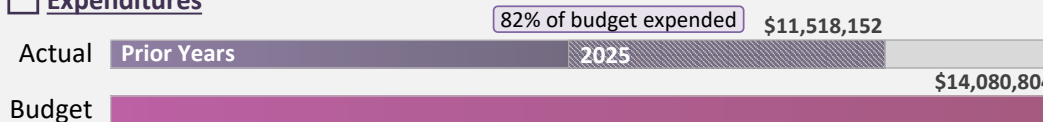
Project Budget Funds, continued Life of Project

North Lake Samish Rd Bridge No. 107 Replacement (Fund 3905)

Revenues



Expenditures



Fund Performance

Reporting Period:
Jan 1 - Sep 30, 2025

2025 Starting Balance:

\$1,134,394

Q3 Ending Balance:

\$(337,056)


Period Net Change:

↓ \$1,471,45 -130%

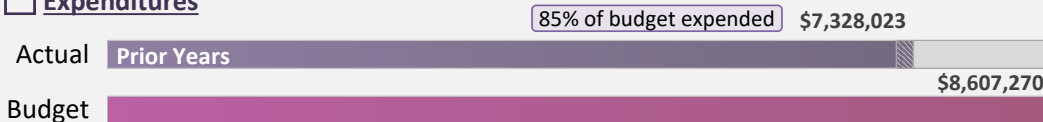
Project Update: <https://www.whatcomcounty.us/DocumentCenter/View/104753>
Project Webpage: <https://www.whatcomcounty.us/2268/N-Lake-Samish-Rd-Bridge-No-107>

E. Smith/Hannegan Intersection Improvements (Fund 3909)

Revenues



Expenditures



Fund Performance

Reporting Period:
Jan 1 - Sep 30, 2025

2025 Starting Balance:

\$566,186

Q3 Ending Balance:

\$456,540

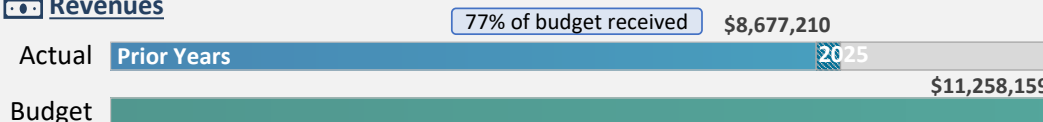
Period Net Change:

↓ \$109,646 -19%

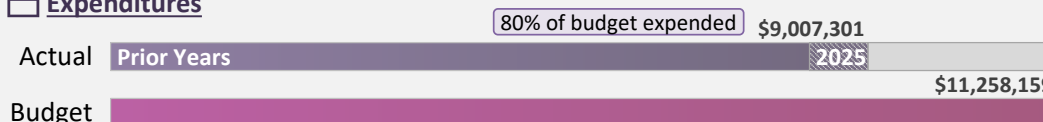
Project Update: <https://www.whatcomcounty.us/DocumentCenter/Home/View/104745>
Project Webpage: <https://www.whatcomcounty.us/2634/E-Smith-Rd-Hannegan-Rd>

Swift Creek Capital Project (Fund 3910)

Revenues



Expenditures



Fund Performance

Reporting Period:
Jan 1 - Sep 30, 2025

2025 Starting Balance:

\$79,760

Q3 Ending Balance:

\$(330,091)

Period Net Change:

↓ \$409,852 -514%

Project Update: <https://www.whatcomcounty.us/DocumentCenter/Home/View/104755>
Project Webpage: <https://www.whatcomcounty.us/513/Swift-Creek>

Whatcom County Third Quarter 2025 Financial Report


For the Quarter Ended September 30, 2025



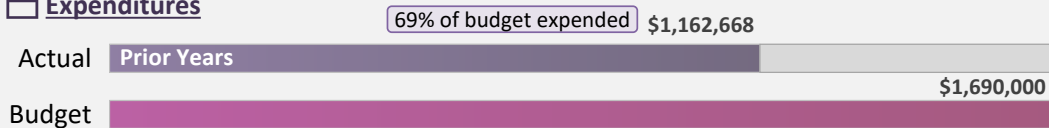
Project Budget Funds, continued Life of Project

Silver Beach Creek Fund (Fund 3911)

Revenues



Expenditures



Fund Performance

Reporting Period:
Jan 1 - Sep 30, 2025

2025 Starting Balance:

\$529,082

Q3 Ending Balance:

\$527,332

Period Net Change:

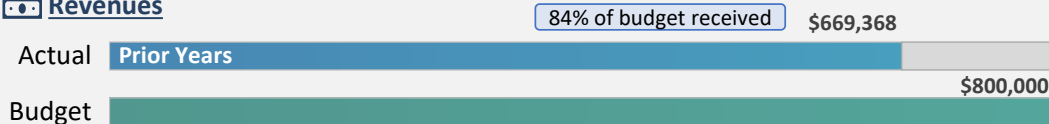
↓ \$1,750 -0.3%

Project Update: <https://www.whatcomcounty.us/DocumentCenter/View/104754>

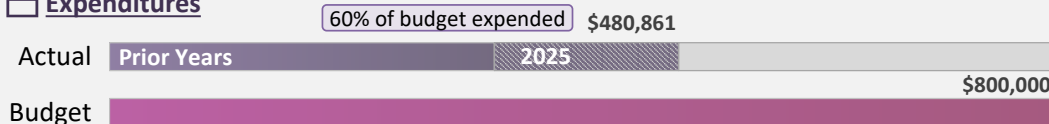
Project Webpage: <https://www.whatcomcounty.us/3445/Silver-Beach-Creek>

BB Lynden/Blaine Rd Intersection Fund (Fund 3912)

Revenues



Expenditures



Fund Performance

Reporting Period:
Jan 1 - Sep 30, 2025

2025 Starting Balance:

\$344,183

Q3 Ending Balance:

\$188,506

Period Net Change:


↓ \$155,677 -45%

Project Update: <https://www.whatcomcounty.us/DocumentCenter/View/104741>

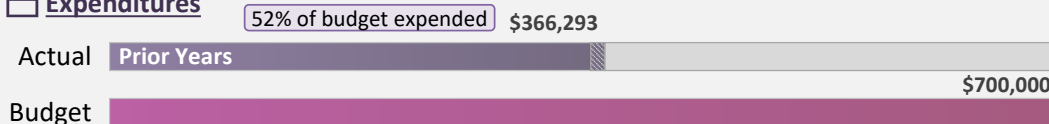
Project Webpage: <https://www.whatcomcounty.us/3343/Birch-Bay-Lynden-Rd-and-Blaine-Rd-Inters>

Goshen/Anderson Creek Bridge Fund (Fund 3913)

Revenues



Expenditures



Fund Performance

Reporting Period:
Jan 1 - Sep 30, 2025

2025 Starting Balance:

\$292,458

Q3 Ending Balance:

\$281,986

Period Net Change:

↓ \$10,472 -4%

Project Update: <https://www.whatcomcounty.us/DocumentCenter/View/104748>

Project Webpage: <https://www.whatcomcounty.us/3976/Goshen-Rd-Anderson-Creek>

Whatcom County Third Quarter 2025 Financial Report


For the Quarter Ended September 30, 2025



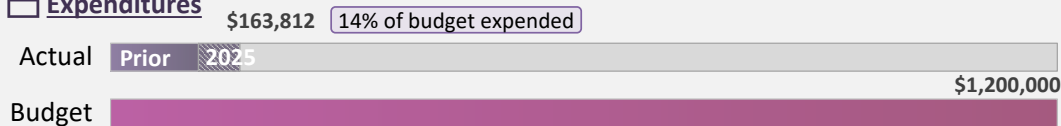
Project Budget Funds, continued Life of Project

Jackson/Terrell Creek Bridge Fund (Fund 3914)

Revenues



Expenditures



Fund Performance

Reporting Period:
Jan 1 - Sep 30, 2025

2025 Starting Balance:
\$969,575

Q3 Ending Balance:
\$938,654

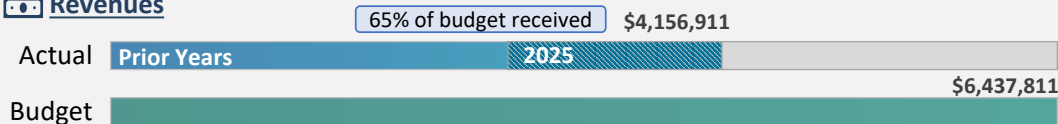
Period Net Change:
↓ \$30,921 -3%

Project Update: <https://www.whatcomcounty.us/DocumentCenter/View/104749>

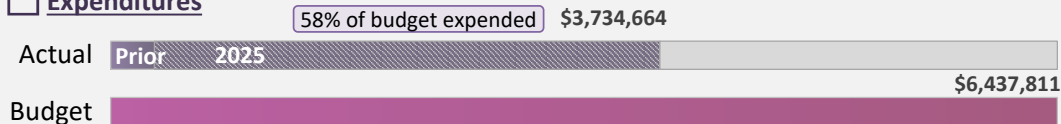
Project Webpage: <https://www.whatcomcounty.us/3529/Jackson-Road-Bridge>

N Fork/Kenney Creek Fish Passage Fund (Fund 3915)

Revenues



Expenditures



Fund Performance

Reporting Period:
Jan 1 - Sep 30, 2025

2025 Starting Balance:
\$2,402,435

Q3 Ending Balance:
\$422,247


Period Net Change:
↓ \$1,980,18 -82%

Project Update: <https://www.whatcomcounty.us/DocumentCenter/View/104752>

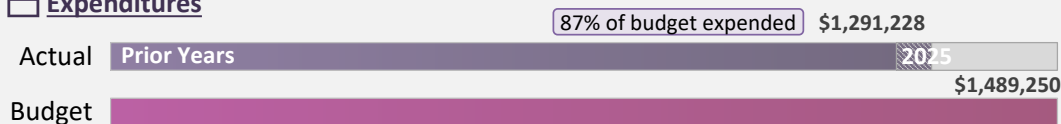
Project Webpage: <https://www.whatcomcounty.us/3977/N-Fork-Rd-Kenney-Creek>

Geneva Bioretention Pilot (Fund 3916)

Revenues



Expenditures



Fund Performance

Reporting Period:
Jan 1 - Sep 30, 2025

2025 Starting Balance:
\$157,638

Q3 Ending Balance:
\$129,308

Period Net Change:
↓ \$28,330 -18%

Project Update: <https://www.whatcomcounty.us/DocumentCenter/View/104747>
Project Webpage: <https://www.whatcomcounty.us/3493/Geneva-Bioretention-Pilot-Project>

Whatcom County Third Quarter 2025 Financial Report

For the Quarter Ended September 30, 2025



Project Budget Funds, continued Life of Project

Shallow Shore Culvert Replacement (Fund 3917)⁷

Revenues



Expenditures



Fund Performance

Reporting Period:
Jan 1 - Sep 30, 2025

2025 Starting Balance:

\$172,284

Q3 Ending Balance:

\$0

Period Net Change:


\$172,284 -100.0%

⁷ The fund is closed. The closure will be reflected in Q3 of 2025 with the return of approximately \$172,000 to REET II.

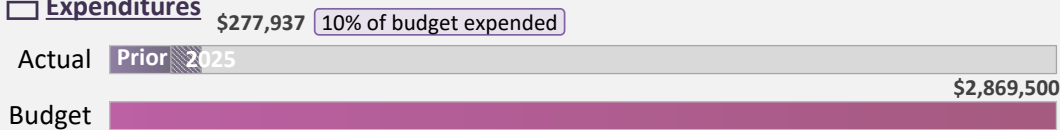
Project Webpage: <https://www.whatcomcounty.us/3695/Shallow-Shore-Culvert-Relocation>

Central Shop NPDES Stormwater Improvements Fund (Fund 3918)

Revenues



Expenditures



Fund Performance

Reporting Period:
Jan 1 - Sep 30, 2025

2025 Starting Balance:

\$2,683,286

Q3 Ending Balance:

\$2,591,563

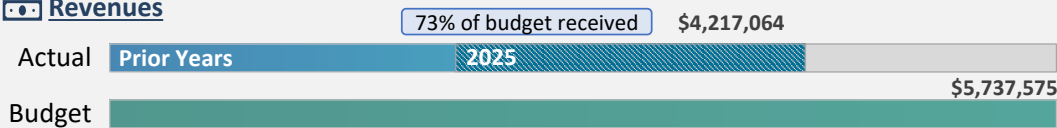
Period Net Change:

↓ \$91,723 -3%

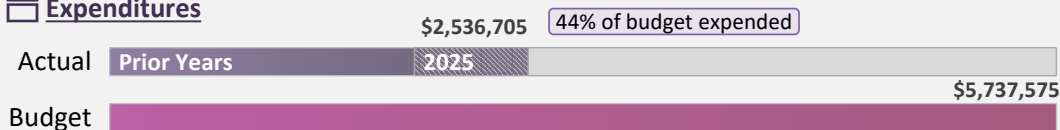
Project Update: <https://whatcomcounty.us/DocumentCenter/View/104743>
Project Webpage: <https://www.whatcomcounty.us/4238/Central-Shop-NPDES>

Lummi Island Ferry Replacement and Modernization Fund (Fund 3919)

Revenues



Expenditures



Fund Performance

Reporting Period:
Jan 1 - Sep 30, 2025

2025 Starting Balance:

\$250,000

Q3 Ending Balance:

\$1,670,537

Period Net Change:

↑ \$1,420,53 568%

Project Update: <https://whatcomcounty.us/DocumentCenter/View/104750>

Whatcom County Third Quarter 2025 Financial Report

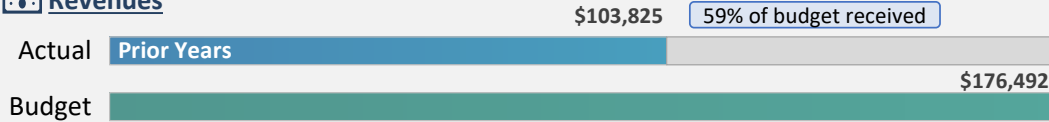
For the Quarter Ended September 30, 2025



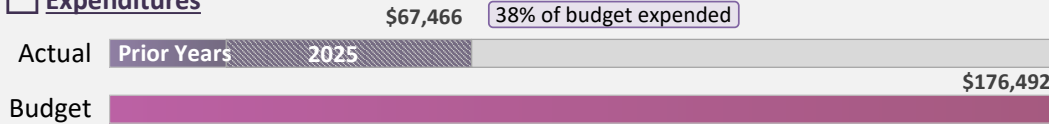
Project Budget Funds, continued Life of Project

Cedar Hills Culvert Replacement Fund (Fund 3921)

Revenues



Expenditures



Fund Performance

Reporting Period:
Jan 1 - Sep 30, 2025

2025 Starting Balance:

\$82,054

Q3 Ending Balance:

\$36,358

Period Net Change:

↓ \$45,696 -56%

Project Update: <https://whatcomcounty.us/DocumentCenter/View/104742>

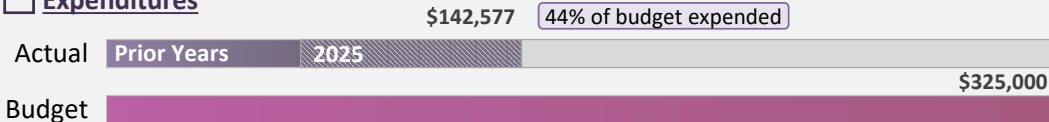
Project Webpage: <https://www.whatcomcounty.us/4415/Cedar-Hills>

Eagleridge Stormwater Improvement Project Fund (Fund 3922)

Revenues



Expenditures



Fund Performance

Reporting Period:
Jan 1 - Sep 30, 2025

2025 Starting Balance:

\$258,265

Q3 Ending Balance:

\$182,423

Period Net Change:


↓ \$75,842 -29%

Project Update: <https://whatcomcounty.us/DocumentCenter/View/104746>

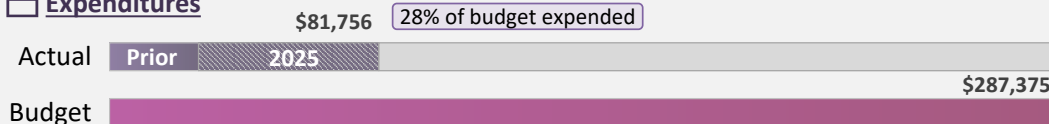
Project Webpage: <https://www.whatcomcounty.us/4446/Eagleridge>

Austin Court Stormwater Improvement Project Fund (Fund 3923)

Revenues



Expenditures



Fund Performance

Reporting Period:
Jan 1 - Sep 30, 2025

2025 Starting Balance:

\$260,333

Q3 Ending Balance:

\$205,619

Period Net Change:

↓ \$54,714 -21%

Project Update: <https://whatcomcounty.us/DocumentCenter/View/104740>

Project Webpage: <https://www.whatcomcounty.us/4411/Austin-Court>

Whatcom County Third Quarter 2025 Financial Report

For the Quarter Ended September 30, 2025



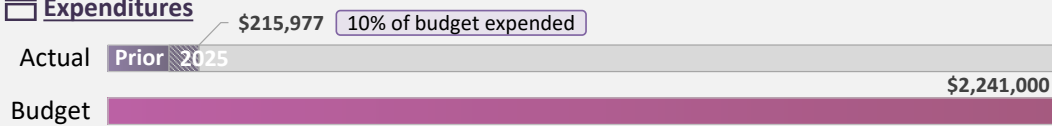
Central Shop Underground Tanks (Fund 3924)



Revenues



Expenditures



Fund Performance

Reporting Period:
Jan 1 - Sep 30, 2025

2025 Starting Balance:

\$2,095,868

Q3 Ending Balance:

\$2,025,050

Period Net Change:

↓ \$70,818 -3%

Project Update: <https://whatcomcounty.us/DocumentCenter/View/105012>