



# WHATCOM COUNTY

Public Health, Safety and Justice Needs Assessment  
2.11.20



# PRESENTING TODAY



**JEFF BRADLEY**  
Project Director



**JEFF GOODALE**  
Justice Programmer



**JAY FARBSTEIN**  
Criminal Justice Analysis +  
Assessments



**GREG BARKER**  
Criminal Justice Analysis +  
Assessments



**DR. ROBIN TIMME**  
Behavioral Health Analysis +  
Assessments




**TODD BUCHANAN**  
Principal-in-Charge



**LEVI RIPPY**  
Project Manager



**MARCI WAGONER**  
Public Outreach + Engagement



**DAVE CHRISTENSEN**  
Client Liaison



## **Provide Whatcom County a progressive solution that:**

- Meets Your Needs
- Enhances Public Health, Safety, Justice
- Diverts From Custody
- Gains Community Support
- Passes Bond Issue
- Results in a New Effective Facility for the County
- Is Affordable



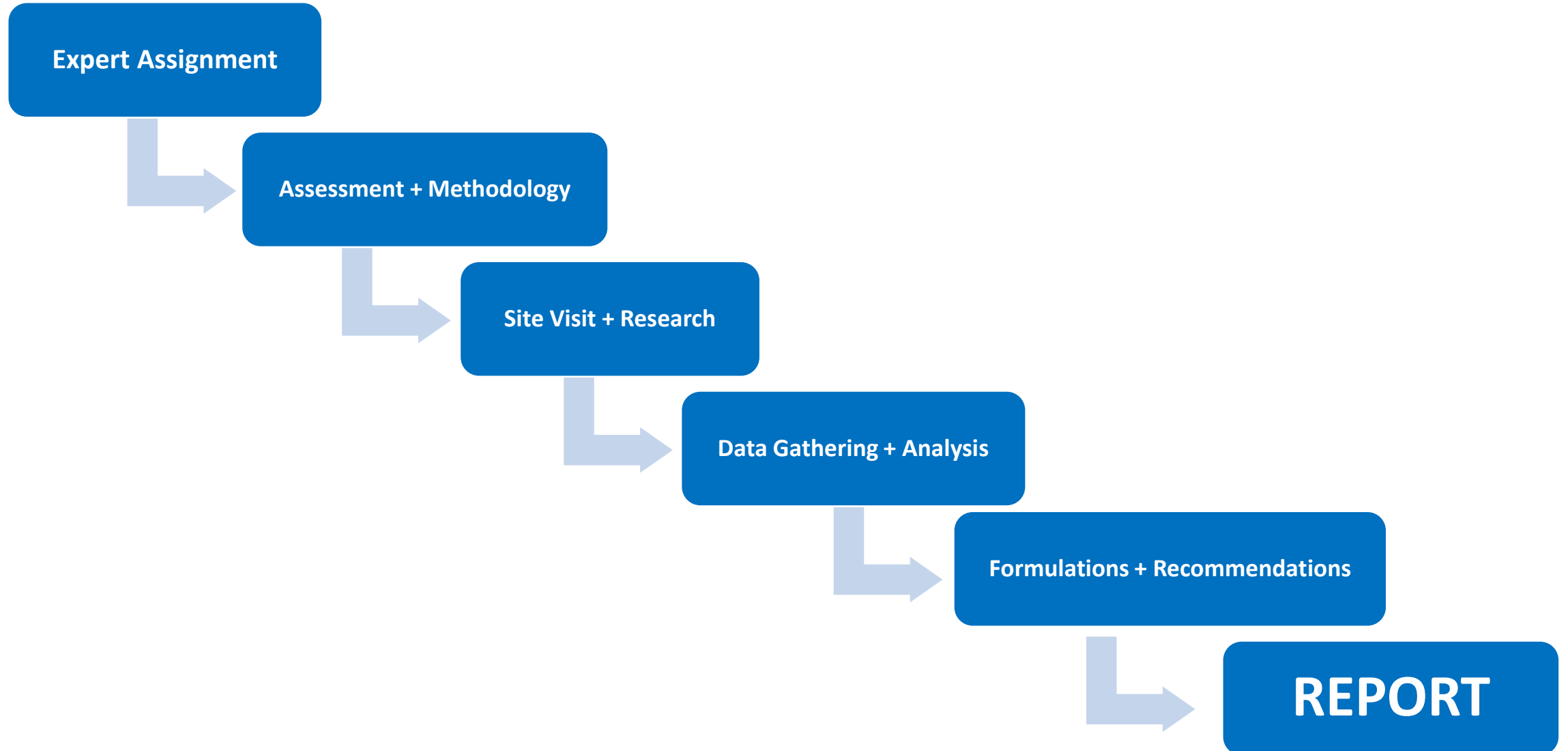


## WHY US

- We have assembled a team of the **best experts** in the country
- Our assessments have resulted in **community solutions** for counties just like yours
- **Whatcom County Experience** – We understand where you are in this process
- We're expert but also **local and committed**

# PATH TO SOLUTIONS

# Needs Assessment



# Needs Assessment

## PHILOSOPHY & APPROACH

### Facility



### Community

- Part of the Community
- Current Population and Bed Counts
- Track the Flow: Booking → Re-Entry
- Match Programming to Needs
- Diversion and Re-Entry Efforts
- Policies and Procedures
- Staffing Analysis
- Training and Facility Culture

- Philosophy: Straddle the Wall
- Develop a “Continuum of Care”
- Co-Location and Adjacencies
- Relationship Between Secure/Non-Secure
- Jail Population Drivers
- Diversionary Options + Philosophy
- Community Resources + Available Services
- Opportunities

# Needs Assessment

## INNOVATION

### Facility



### Community

- Principle of Normalization
- Impact of Built Environment
- Evidence-Based Programming
- Direct Supervision
- Comprehensive Interdisciplinary Treatment
- Re-Entry and Re-Integration

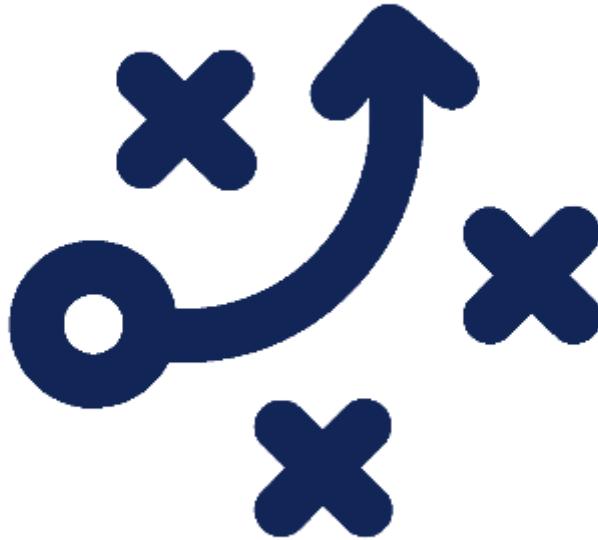
- Bring the Community Into the Jail
- Space for Intakes and Connectivity
- Social Services, Public Health, Transportation
- Related to Crisis Intervention Teams (CIT)
- Treatment or Rehabilitative Ideal
- Voluntary vs. Involuntary Engagement



# HOW WE WORK – Engagement



**Interview**  
Stakeholders and  
County staff



Draft a **Public  
Engagement Plan**  
informed by interviews,  
2018 listening tour, and  
IPRTF



Charter the  
**Stakeholder Advisory  
Committee**

# HOW WE WORK – Stakeholder Engagement

Engage the community about the project

Build a comprehensive and **transparent** process

**Enable community** to provide project recommendations and guide direction

Develop a community-supported project that can **move forward**



Shoreline Sidewalk  
Prioritization Plan Advisory  
Committee

# HOW WE WORK – Public Engagement

## Public Events

- Moderated Expert Panels to Educate participants on issues and trends

## Public Outreach

- Moderated Expert Panels to Educate participants on issues and trends

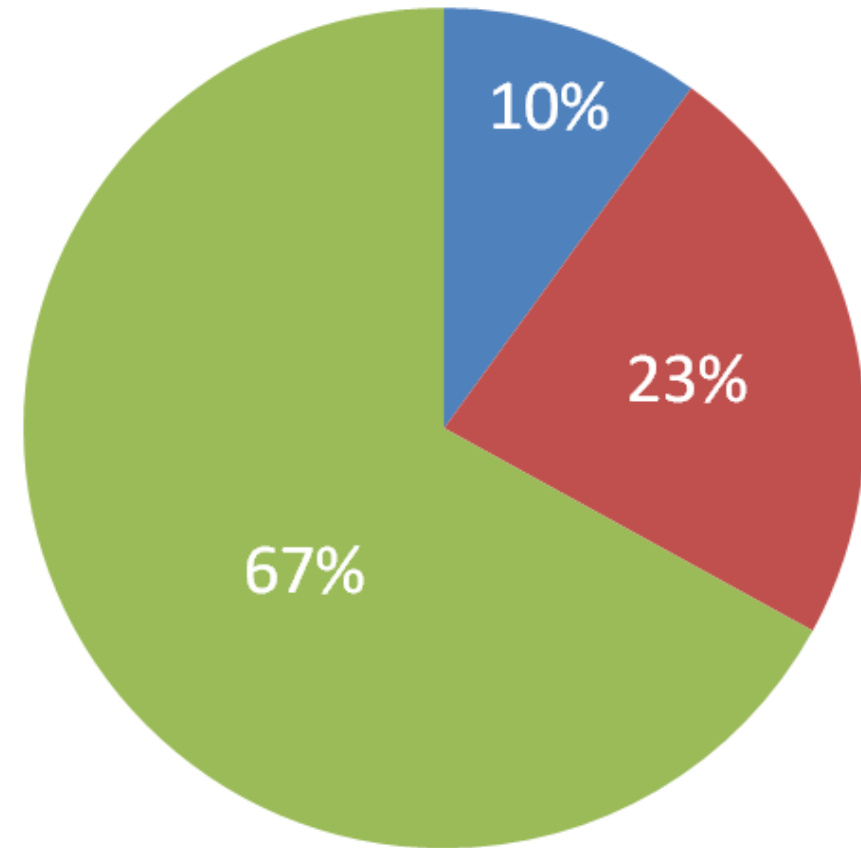


Freeway Park Expert Panel & Public Open House

# Operational Analysis

Over 30 Year Time Frame

- Capital Cost
- Financing
- Staffing
- Operations & Maintenance
- Inmate Management



■ Construction Cost

■ O & M

■ Staffing

# KEY TRENDS + CONSIDERATIONS

# Current Trends

- Diversion
- Reentry/Continued access to Treatment
- Continuum of Care
- Family reunification
- Medical & Mental Health in unit
- Borrowed Light
- Perimeter Chase vs Rear Chase
- Video Visitation/Open Booking
- Sustainability/Well Design





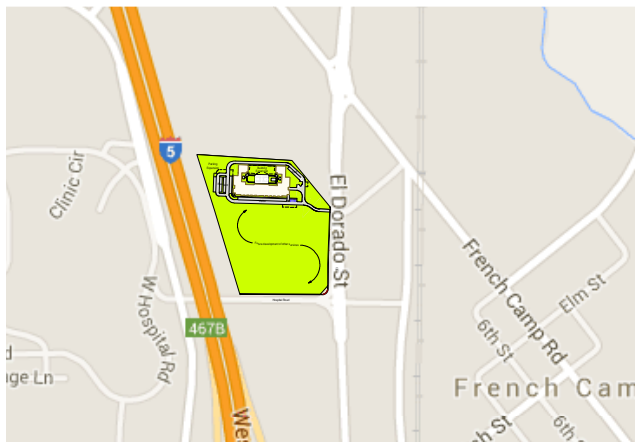
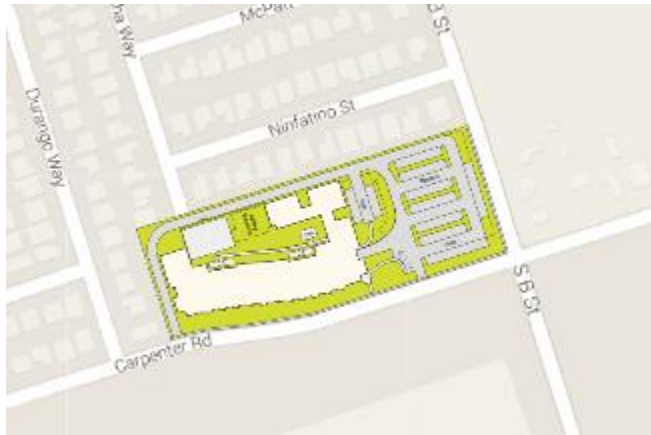
# Medical + Mental Health

- Continuum of Care, Security and treatment on same page
- Continued access to treatment/outpatient
- Diversion
- Understanding Behavior and Treatment Needs to adjust:
  - Observation & Security
  - Therapeutic Environment
  - Light/Air/Sound Controls



# HOW WE WORK – Site Considerations

## EXAMPLE: San Joaquin County – Community Corrections Center – SWOT Analysis



	Helpful	Harmful
Internal	<p><b>Strengths</b></p> <ul style="list-style-type: none"> <li>• A one-story structure would fit on this site.</li> <li>• Reasonable standoff distances for security level.</li> <li>• 60-bed expansion potential.</li> <li>• No environmental red flags.</li> <li>• Essentially level site.</li> <li>• Good solar access.</li> <li>• Comparable cost to other option.</li> </ul>	<p><b>Weaknesses</b></p> <ul style="list-style-type: none"> <li>• Flood hazard mitigation required.</li> <li>• Street improvements may be necessary.</li> <li>• Deed restricts redress for aircraft noise.</li> <li>• Site is barely large enough and imposes constraints on layout.</li> </ul>
External	<p><b>Opportunities</b></p> <ul style="list-style-type: none"> <li>• Effective access to transit routes.</li> <li>• Emergency response times meet goals.</li> <li>• Boundary area between residential and industrial.</li> <li>• Use arguably compatible with city General Plan.</li> <li>• Site owned by a willing seller.</li> <li>• Easy access and visibility for visitors.</li> <li>• Utilities available (but only one stubbed to site).</li> </ul>	<p><b>Threats</b></p> <ul style="list-style-type: none"> <li>• Core services 4 miles away.</li> <li>• Highly visible to adjacent residences and close to elementary school – could result in NIMBY response.</li> <li>• Near slightly elevated crime area.</li> </ul>

# Downtown, High Rise Considerations

- Access to medical and mental health
- Utility Planning
- Recreation & Daylight
- Life Safety
- Vertical Circulation
- Systems Selection





# Remote, Single Level Considerations

- Access to continued support and services
- Visitation burden
- Transportation/Operational Costs
- Access to Justice Services
- Utilities

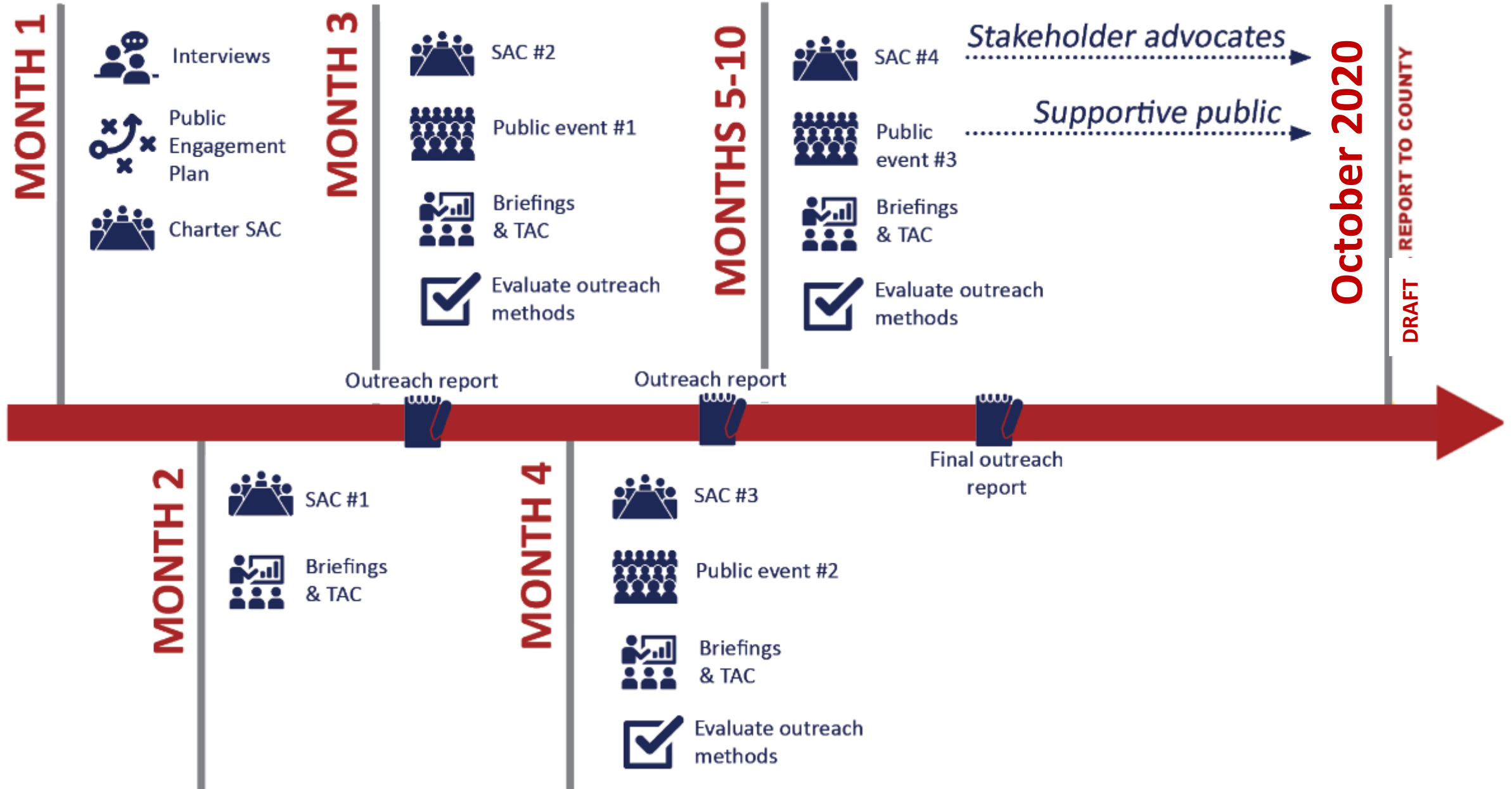


# Sustainability for your Project

- Right Size Building
- Building Orientation
- Minimize Site Impact
- Geothermal Opportunity
- Pervious Paving
- Additional Insulation
- Water Usage Strategies



# Public Engagement completion at Ballot language presentation





# SAN MATEO









2-VALLEY























TEMPURA SWIRL

SOFT  
CRISP  
TENDER

SOFT  
CRISP  
TENDER

SOFT  
CRISP  
TENDER

SOFT  
CRISP  
TENDER















# NASHVILLE













BEHAVIORAL CARE CENTER







# INDIANAPOLIS











MARION COUNTY  
SHERIFF'S OFFICE





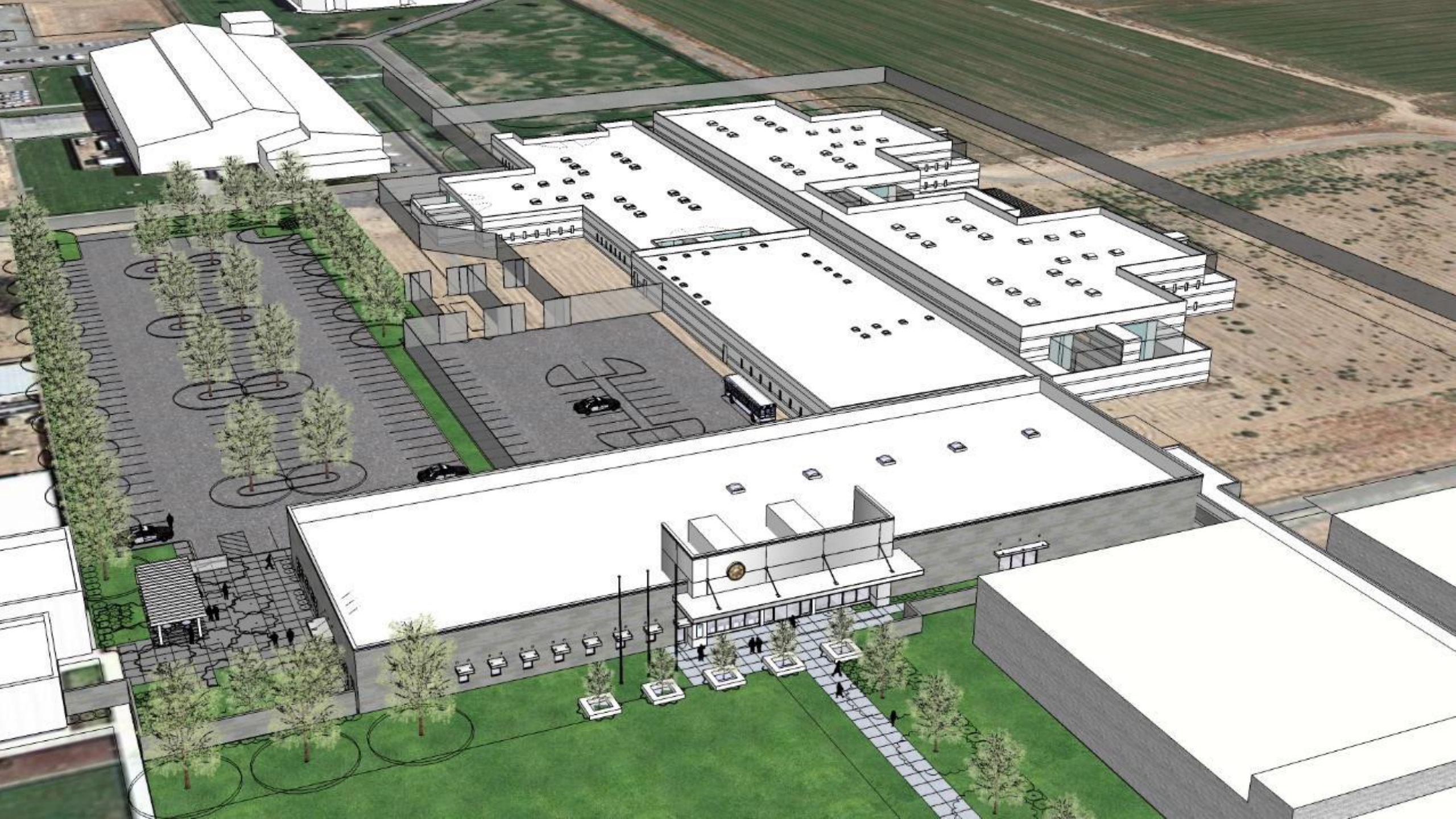
# MODESTO, CA





**Stanislaus County Day Reporting Center**  
190 E. Hackett Road

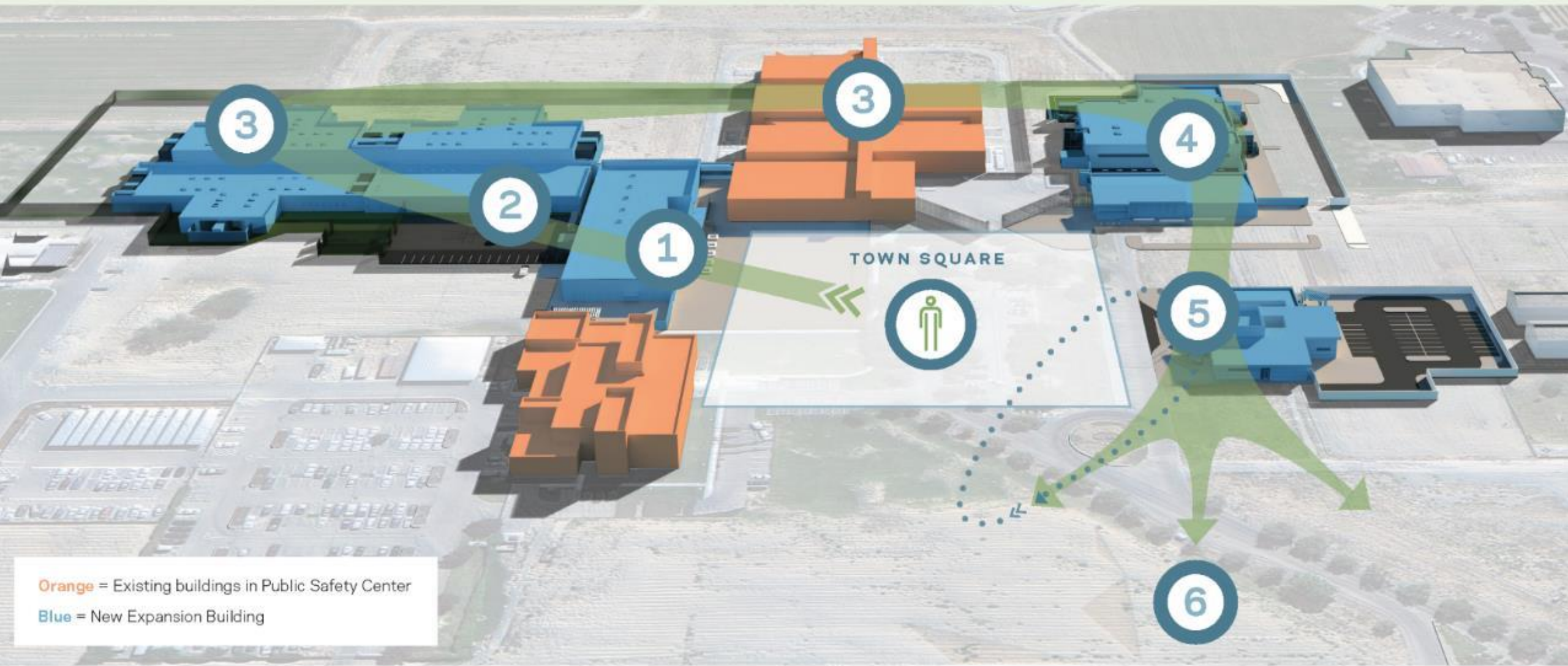






STEP DOWN PROGRAM

CONTINUED PROGRAMS AND CARE AFTER RELEASE



Orange = Existing buildings in Public Safety Center

Blue = New Expansion Building











N412

COLLEGE  
9  
Students  
New Learning  
Experiences









