



# Whatcom County Emergency Medical Services

Report to Council

# 2022 Overview & 2023 Projects

Administration

Finance (Levy Budget)

Training

Data Analysis

Medical Program Director's Office

EMS Manager Mike Hilley

EMS Medical Program Director Dr. Marvin Wayne

EMS Training Coordinator Steve Cohen

EMS Administrative Office Coordinator Rosalee Cowen

EMS Data Analyst Diana Clinch

VISTA Volunteer Lindsey Blake

Temp SAMSHA Grant Coordinator Katie Poole

WWU Intern 2023 Olivia Guelich

WWU Intern 2023 Therese Evangelista



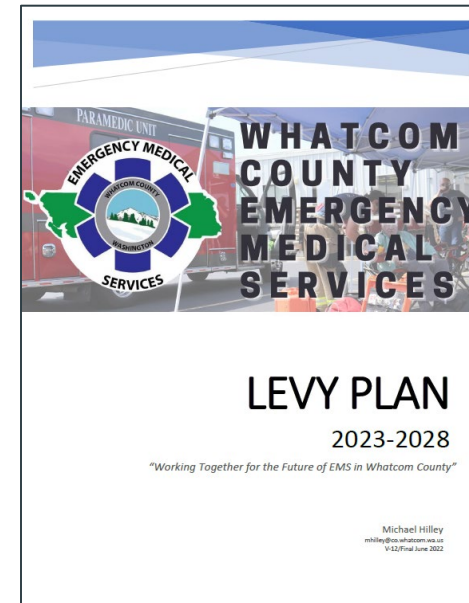
## 2022 Accomplishments

### Administration (TAB and EOB)

- Renewed a 6-year levy with a near 64% voter approval.
- Developed a 6-year Strategic Plan for EMS.
- Provided 6.4 million to Whatcom Co. Fire Agencies (BLS Allocation)
- Placed a new Paramedic Unit (M75) in Lynden. (Five Units Total)
- Finalized 10.5 million Capital Equipment (Stryker ALS360 Program and Patient Movement Systems. (Powerlift and PowerLoad)

### 2023 Projects

- 2024 to 2029 ALS and BLS Contracts
- 2023 BLS Allocation Reimbursement for BLS
- Determine Medic Unit Expansion Criteria
- Expand Community Paramedic Program
- Expand EMS Field Supervisor Response
- Monitor Levy Performance
- Facilities Upgrade FS 12 Medic Unit Locations



# 2022 Accomplishments

## Training

- Developed approved State EMS (OTEP) Training Plan
- Developed and delivered BLS Training for ESE's and EMT's.
- Delivered CPR/First Aid/Narcan Training to community members and business.
- Developed the Helmet Safety Sticker Program.
- Developed Autism Awareness (First Responder ID) Sticker program.
- Provided Instructor Training for over 30 Stop the Bleed sessions.
- SAMSHA Grant \$144,000 for Rural/Tribal EMT Training



Hi Steven,

I just wanted to reach out and thank you once more for coming to train our team. It was excellent to have your experience and expertise. I was especially grateful for you sharing your insight and answering my many questions! It was exciting to hear about the new collaborations that your team is working on with Public Health and incorporating more data into the work you do. I know our team shares these sentiments as well.

I'm glad to know that you are in our community doing this work.  
Keep on keeping on,

**Gabby Rigby | He/Him | Integration Specialist  
Sea Mar Community Health Centers**



# 2022 Accomplishments

## Medical Program Director's Office State Department of Health Appointed Positions

- Dr. Marvin Wayne. WCEMS MPD
- Dr. Ralph Weiche, Supervising Physician Bellingham Fire
- Dr. Michael Sullivan Supervising Physician Fire District 7

- Authorizes Initial and Re-certifications.
- Provides Medical Direction and Paramedic/EMT Practice Oversight
- Leads Continuous Quality Improvement Programs.
- Approves the OTEP Training Plan (2-year cycle)
- Hosted Advanced Airway Skills Lab

## 2023 Initiatives

- Whole Blood in the Field Program
- Diversion of Opioid Overdose Patients to MAT Services
- “Celebrate Study” Cardiac Arrest Research Study



Michael Sullivan MD  
Fire District 7



Ralph Weiche MD  
Bellingham Fire

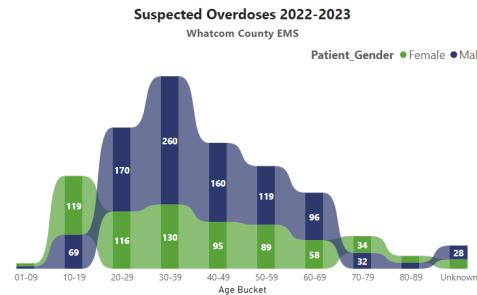
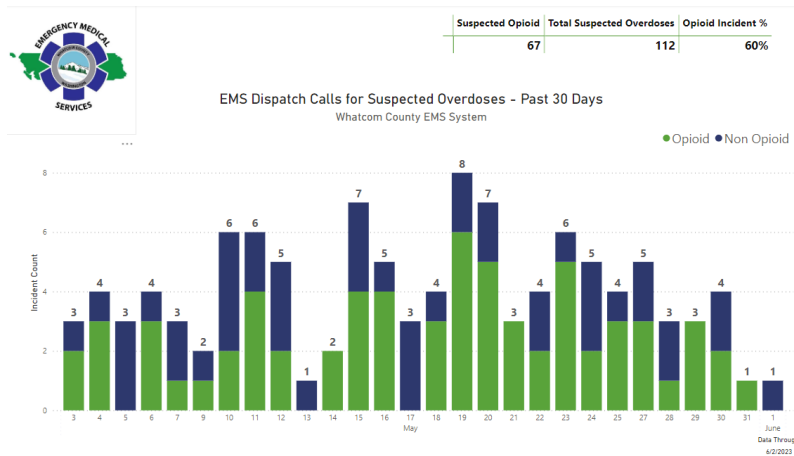
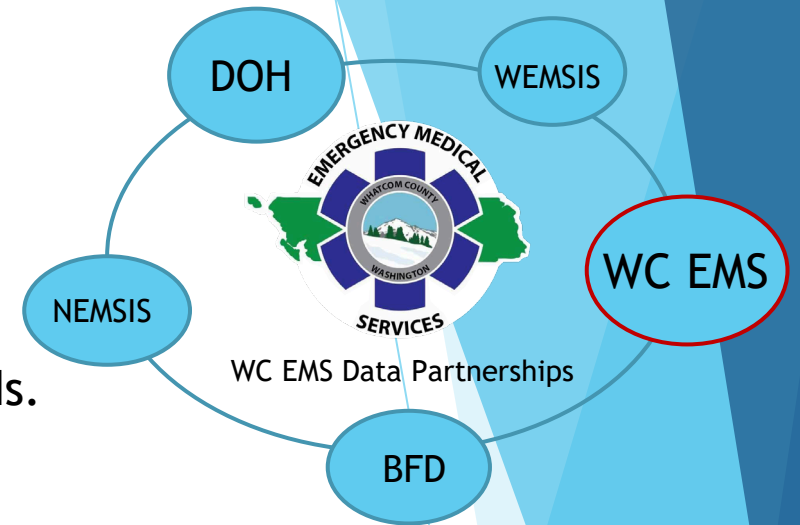


Marvin Wayne MD  
Medical Program Director

# 2022 Accomplishments

## Data Analysis and EMS/Health Information Systems

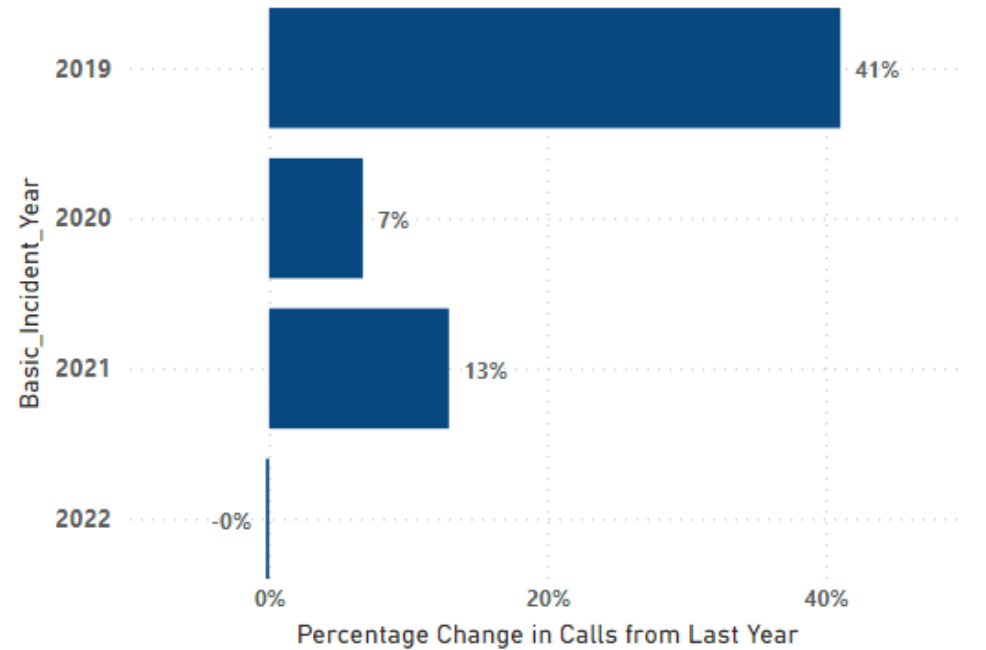
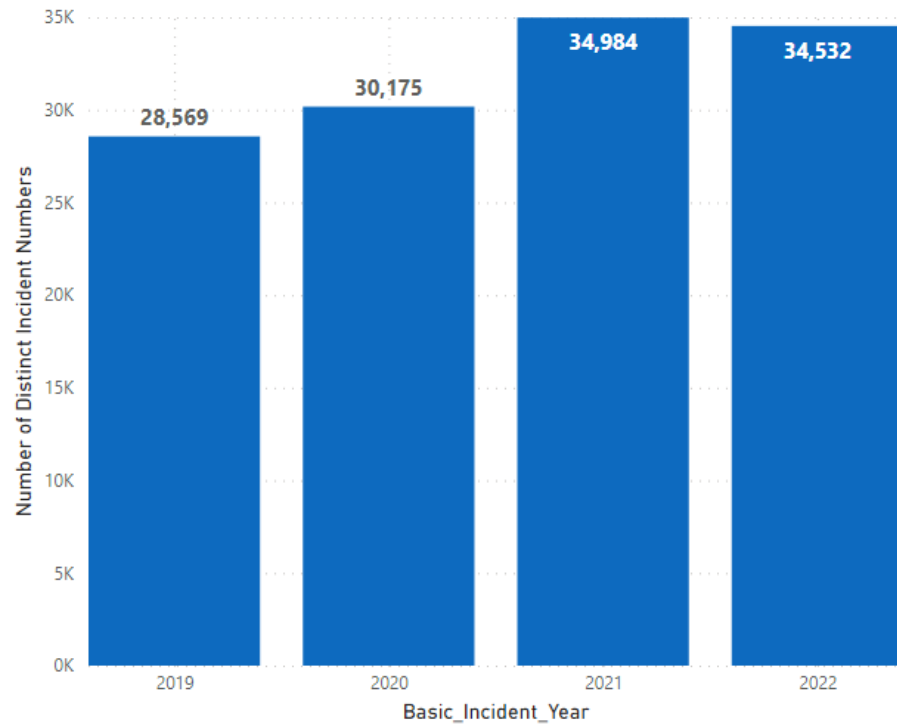
- Provides CQI data mining and analysis.
- Systems Administrator for Image Trend supporting the Fire Districts.
- Provides ongoing systems training to Fire Agencies for reporting needs.
- NFIRS upgrade to new (federal fire reporting) version. (3.5)
- WEMSIS reporting management and analysis.
- Centers for Medicaid Services FD/EMS Agencies Mandatory Reporting.
- Partnership with WC DOH on public dashboard development.
- Collaborate with Bellingham Fire Department on EMS data systems and KPI monitoring.
- WC EMS Public Dashboard - Community Opioid Crisis



# Characteristics of Call Volume

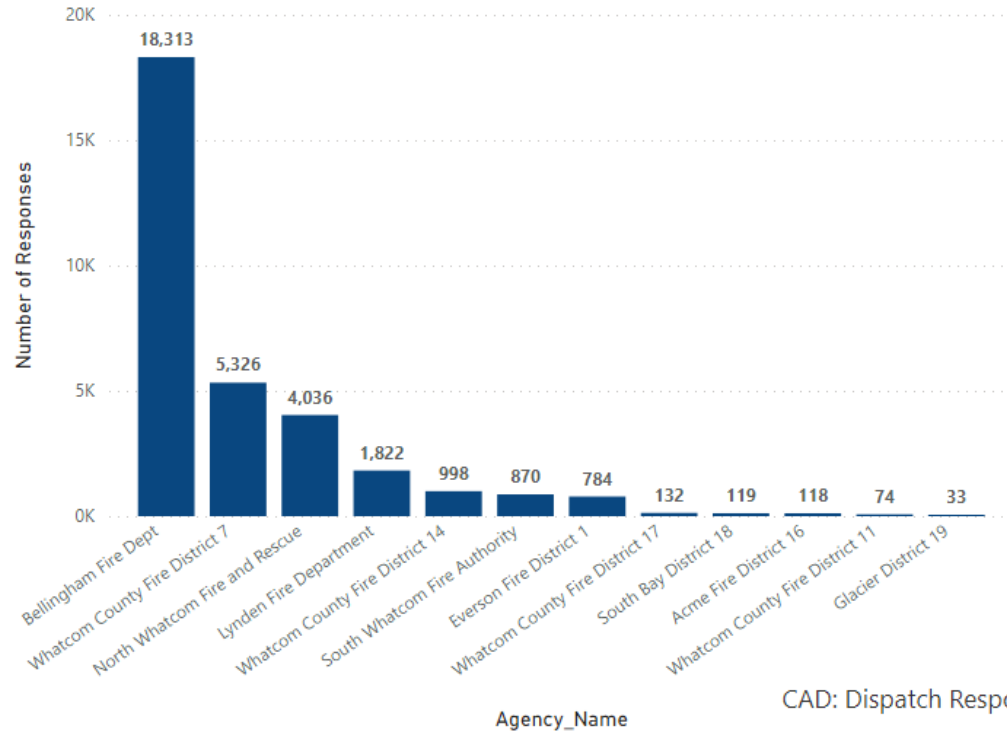
## Total Computer Aided Dispatch Calls 2022

CAD: Dispatch Call Count 2019-2022



# Responses By Districts and Top Complaints

2022 - Dispatch Responses by Fire District



2022 - Top 20 Dispatch Complaints

Chief Complaint	Number of Responses
Sick Person	5,598
Falls	4,440
Breathing Problem	2,998
Chest Pain (Non-Traumatic)	2,746
Unconscious/Fainting/Near-Fainting	1,902
Traffic/Transportation Incident	1,479
Well Person Check	1,213
Unknown Problem/Person Down	1,133
Traumatic Injury	1,106
Stroke/CVA	1,029
Convulsions/Seizure	1,008
Hemorrhage/Laceration	945
Heart Problems/AICD	822
Overdose/Poisoning/Ingestion	805
Cardiac Arrest/Death	769
Abdominal Pain/Problems	700
Psychiatric Problem/Abnormal Behavior/Suicide Attempt	508
Fire/Non-EMS	505
Assault	494
Transfer/Interfacility/Palliative Care	487

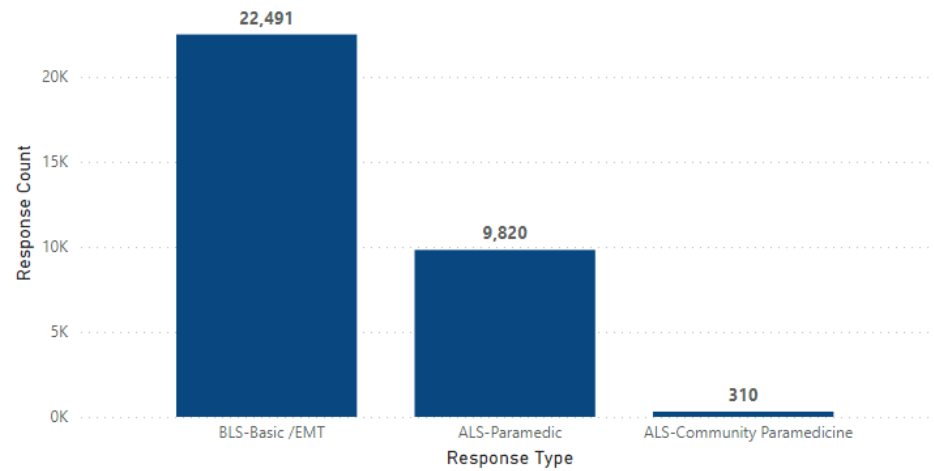
CAD: Dispatch Response Type

Basic_Incident_Year	(Blank)	Community Paramedic	EMS	Fire	Other	Police Unknown (PDUNK)	Total
2019	24	1,250	27,563	5,357	56	0	34,250
2020	10	1,648	28,324	6,634	109	0	36,725
2021	36	1,420	32,574	7,477	73	594	42,174
2022	28	1,335	33,722	6,684	126	185	42,080
<b>Total</b>	<b>98</b>	<b>5,653</b>	<b>122,183</b>	<b>26,152</b>	<b>364</b>	<b>779</b>	<b>155,229</b>



# BLS vs ALS Level of Care

2022 - Response Level Of Care

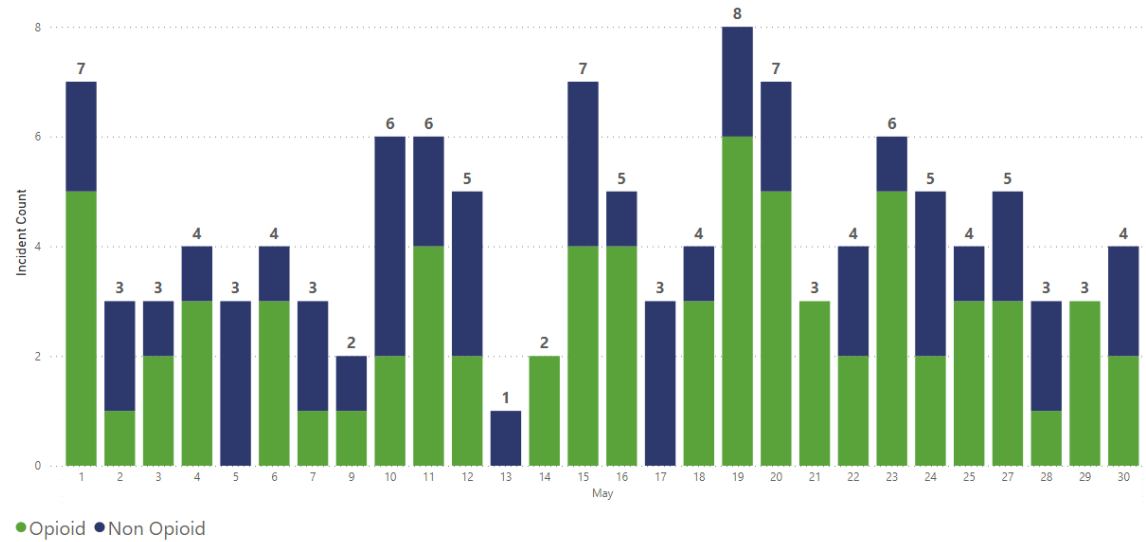


2022 - Response Level Of Care

Response Type	Response Count	% of Total
BLS-Basic /EMT	22,491	69%
ALS-Paramedic	9,820	30%
ALS-Community Paramedicine	310	1%
<b>Total</b>	<b>32,621</b>	

# Overdose Calls

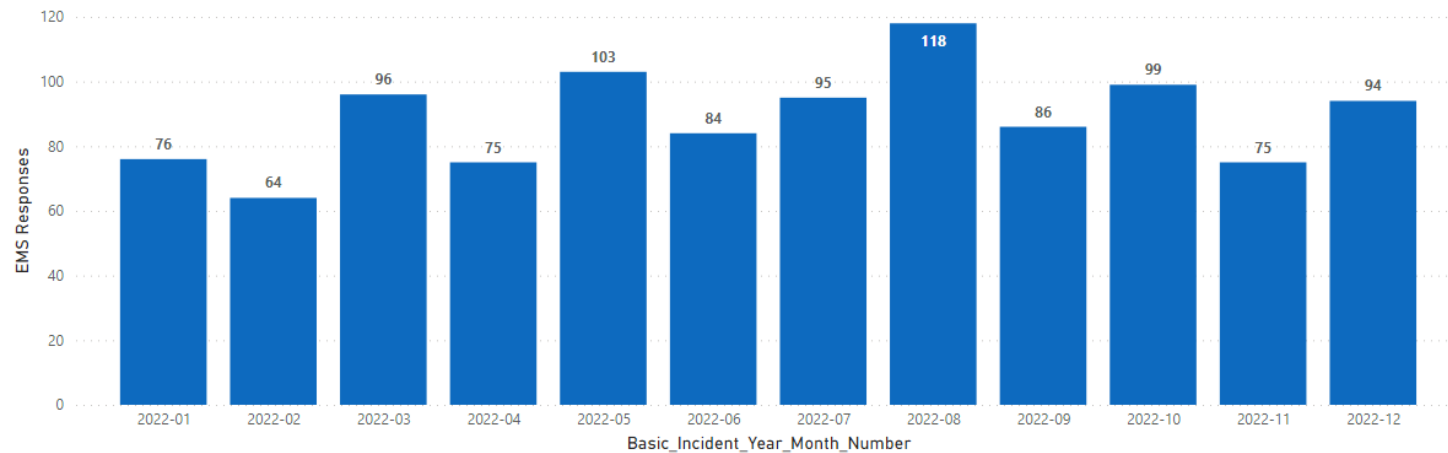
EMS Dispatch Calls for Suspected Overdoses - Past 30 Days



## Suspected Overdoses

YEAR	EMS Responses	% Change from Previous Year
2019	840	32%
2020	1,041	19%
2021	1,096	5%
2022	1,065	-3%
<b>Total</b>	<b>4,042</b>	<b>12%</b>

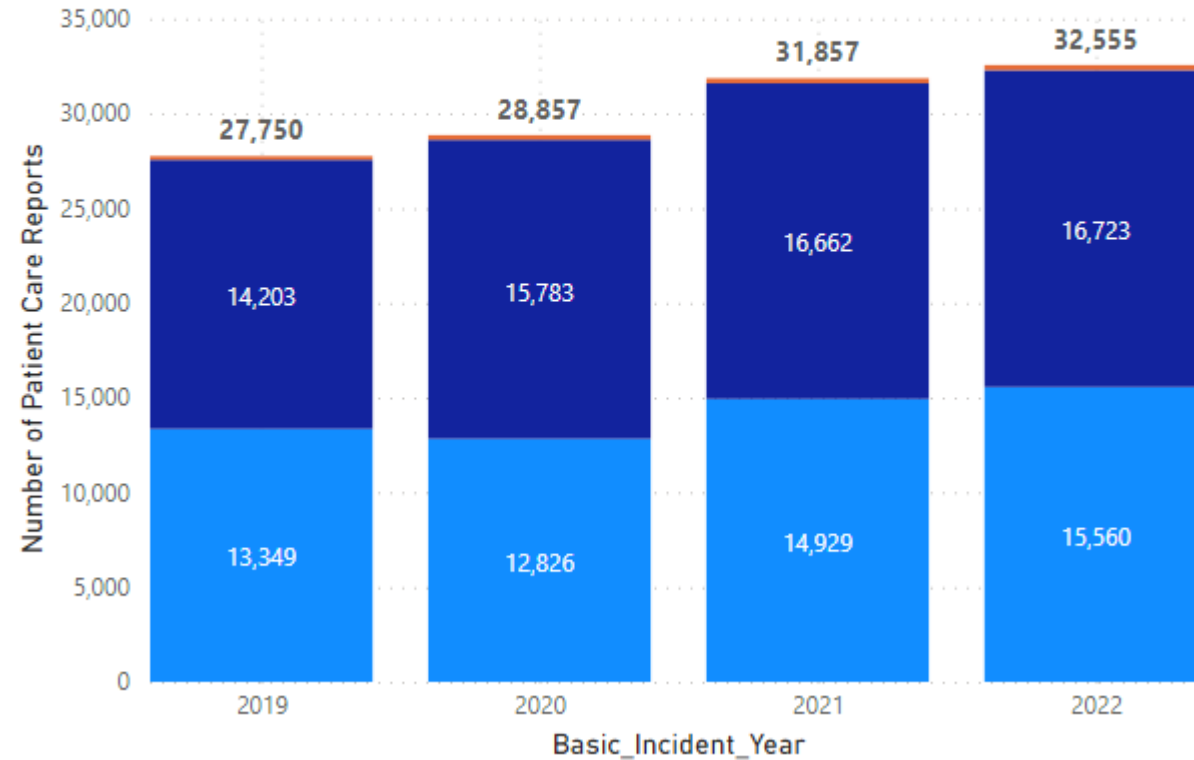
Suspected Overdoses



# Transports

## EMS Dispatch Calls

Patient\_Disposition ● Transported ● Non Transport ● DOA



## EMS Dispatch Calls

Patient_Disposition	2019	2020	2021	2022
DOA	198	248	266	272
Non Transport	14,203	15,783	16,662	16,723
Transported	13,349	12,826	14,929	15,560

# Levy Budget

BLS Allocation 2023 (Based on 2022 data)

**Table D: Amount Received**

Agency Name	Amount \$	% of Total
Acme Fire District 16	\$ 11,300.44	0.8%
Bellingham Fire Dept	\$ 595,678.62	39.7%
District 4	\$ 55,792.56	3.7%
District 8	\$ 58,607.12	3.9%
Everson Fire District 1	\$ 55,945.11	3.7%
Glacier District 19	\$ 6,288.08	0.4%
Lynden Fire Department	\$ 125,186.80	8.3%
North Whatcom Fire and Rescue	\$ 192,607.51	12.8%
Point Roberts Fire District 5	\$ 23,873.53	1.6%
South Bay District 18	\$ 10,644.40	0.7%
South Whatcom Fire Authority	\$ 78,572.72	5.2%
Whatcom County Fire District 11	\$ 13,796.71	0.9%
Whatcom County Fire District 14	\$ 63,293.56	4.2%
Whatcom County Fire District 17	\$ 16,210.15	1.1%
Whatcom County Fire District 7	\$ 192,202.68	12.8%
<b>Total:</b>	<b>\$ 1,500,000.00</b>	<b>100%</b>

**Table A: Budget**

Item	Amount	Ratio (Assigned %)
Assessed Value:	\$ 450,000.00	<b>30%</b>
BLS Response Load:	\$ 1,050,000.00	<b>70%</b>
<b>Total:</b>	<b>\$ 1,500,000.00</b>	100%

[Whatcom County Tax Book 2022](#)

**Table B: Valuation 2022**

Agency Name	Valuation \$	% of Total
Acme Fire District 16	\$ 213,921,133.00	0.50%
Bellingham Fire Dept	\$ 16,724,290,897.00	39.26%
District 4	\$ 2,102,229,240.00	4.94%
District 8	\$ 996,990,423.00	2.34%
Everson Fire District 1	\$ 1,576,039,310.00	3.70%
Glacier District 19	\$ 301,723,773.00	0.71%
Lynden Fire Department	\$ 2,563,276,903.00	6.02%
North Whatcom Fire and Rescue	\$ 6,439,657,314.00	15.12%
Point Roberts Fire District 5	\$ 749,112,318.00	1.76%
South Bay District 18	\$ 470,021,924.00	1.10%
South Whatcom Fire Authority	\$ 2,896,133,451.00	6.80%
Whatcom County Fire District 11	\$ 379,155,301.00	0.89%
Whatcom County Fire District 14	\$ 782,568,596.00	1.84%
Whatcom County Fire District 17	\$ 422,244,501.00	0.99%
Whatcom County Fire District 7	\$ 5,978,101,735.00	14.03%
<b>Total:</b>	<b>\$ 42,595,466,819.00</b>	<b>100%</b>

<b>COUNTYWIDE EMERGENCY MEDICAL SERVICES FUND as of 5/31/2023 - PROJECTED</b>							
# of units	4	4	4	4	5	5	5
	Actual	Actual	Actual	Actual	Actual	Projected	Budget
	2019	2020	2021	2022	5/31/2023	2023	2024
					Preliminary		
Beginning Fund Balance	7,452,346	14,092,214	18,757,332	22,471,945	15,148,496	15,148,496	14,755,633
Property Tax	8,141,190	8,294,852	8,457,998	8,572,772	7,134,158	13,331,425	13,472,783
Sales Tax Revenue	3,116,847	3,041,184	3,587,438	4,052,561	884,743	4,105,700	4,290,456
Prior Period Adjustment-Sales Tax	-	-	-	-	-	-	-
AFG paramedic training reimb	57,427	-	42,400	-	-	-	-
Misc Income	495,630	538,031	83,864	(319,717)	11,309	280,000	280,000
Dispatch Reimbursement	-	-	-	-	-	-	-
Emergency Medical Service Fees	2,186,796	1,670,132	1,931,657	1,728,126	530,372	2,000,000	2,000,000
GEMT Payment	4,001,410	3,340,865	2,965,339	1,903,460	12,331	2,200,000	2,300,000
Medicaid Transformation Payments	100,000	-	-	-	-	-	-
SAMHSA Grant	-	-	-	-	-	113,360	-
<b>Total Revenues</b>	<b>18,099,300</b>	<b>16,885,064</b>	<b>17,068,696</b>	<b>15,937,200</b>	<b>8,572,913</b>	<b>22,030,485</b>	<b>22,343,239</b>
<b>Payments</b>							
EMS Administration Services	(292,915)	(302,286)	(328,915)	(341,601)	(150,796)	(445,761)	(476,688)
Vehicle for EMS Administration	-	-	-	-	-	-	-
SW maintenance	(184,787)	(117,274)	(183,083)	(182,794)	(18,167)	(215,000)	(227,900)
MPD & Pymnts for Other Services	(94,217)	(109,782)	(89,408)	(102,863)	(51,672)	(118,217)	(122,831)
Payments to City - Units	(6,640,099)	(6,744,500)	(6,907,127)	(7,585,669)	13,928	(1,561,760)	(1,500,000)
Payments to City - EMS 1	-	-	-	-	-	(10,270,273)	(10,731,694)
Payments to Other Districts	(213,316)	(70,094)	(58,257)	(5,901,189)	(4,695,895)	(999,876)	(1,044,570)
Payments to FD7	(1,973,854)	(2,016,148)	(2,088,780)	(2,219,428)	(1,069,830)	(2,567,568)	(2,682,923)
What-Comm Dispatch	(1,601,861)	(1,515,616)	(1,787,463)	(2,155,075)	(658,787)	(2,651,219)	(2,769,728)
Admin & Current Expense Allocations	-	-	(116,998)	(119,338)	(73,932)	(221,796)	(230,668)
<b>Other Costs:</b>							
Training Coordinator & Costs	-	(18,996)	(109,656)	(186,228)	(51,319)	(175,955)	(176,837)
Paramedic Class Training & Lateral Trng	(238,225)	(1,011,349)	(676,202)	(1,862,392)	(196,724)	(1,526,410)	(1,212,174)
Paramedic class & 10 FF suppl	-	-	-	-	-	-	-
Community Paramedic	(172,143)	(313,902)	(499,135)	(514,435)	(170,216)	(619,377)	(642,990)
Gurneys, Equipment 10 yr lease	-	-	(509,060)	(523,636)	(238,936)	(646,181)	(646,181)
Office Remodel	(48,015)	-	-	-	-	-	-
BLS Distribution	-	-	-	-	-	-	-
Gurney Lift Kits	-	-	-	-	-	(290,594)	-
5th Unit Implementation	-	-	-	(1,566,000)	(120,361)	-	-
SAMHSA Grant	-	-	-	-	(2,134)	(113,360)	-
<b>Total Expenditures</b>	<b>(11,459,432)</b>	<b>(12,219,947)</b>	<b>(13,354,083)</b>	<b>(23,260,649)</b>	<b>(7,484,841)</b>	<b>(22,423,347)</b>	<b>(22,465,184)</b>
<b>Net Revenues/(Expenditures)</b>	<b>6,639,868</b>	<b>4,665,117</b>	<b>3,714,613</b>	<b>(7,323,449)</b>	<b>1,088,072</b>	<b>(392,862)</b>	<b>(121,945)</b>
Ending Fund Balance (EMS)	14,092,214	18,757,332	22,471,945	15,148,496		14,755,633	14,633,688
<b>Reserve Target - 70% of Expenditures without 2022 \$6.4 million:</b>						15,696,343	15,725,629
<b>Notes:</b>							
Misc. Income includes: Interest Income, Timber Sales and Excise Taxes							
MPD & other services/pymnts includes MPD & \$20,000 set aside for medical supplies/R&M for system partners							

## EMS Levy Fund Projections May 31, 2023

# Stay Safe Out There



Cardiac Arrest survivor Bill Bishop, 63, met the many rescuers who saved his life following a Sudden Cardiac Arrest at the Mt. Baker Ski area this past February.







### Joint Proclamation

**WHEREAS**, the annual observance of National Emergency Medical Services (EMS) Week is the 3<sup>rd</sup> week of May in 2023; and

**WHEREAS**, EMS Week honors and celebrates its practitioners and the important work they do responding to medical emergencies and their role as a critical component of emergency medicine, the public health safety net and in helping to safeguard the health and wellbeing of communities; and

**WHEREAS**, National EMS Week celebrates and honors the hundreds of thousands of EMS practitioners including firefighters, EMTs, paramedics and Fire Chiefs, serving our communities across the nation and recognizes that EMS is "Where Emergency Care Begins;" and

**WHEREAS**, EMS personnel provide preventative and emergent care to individuals in need throughout Whatcom County with a multitude of different means ranging from first response to Mobile Integrated HealthCare; and

**WHEREAS**, this year marks the 49<sup>th</sup> annual EMS Week, which was authorized in 1973, by President Gerald Ford to celebrate EMS, its practitioners and the important work they do responding to medical emergencies; and

**WHEREAS**, the week of May 21 through May 27 has been designated National EMS Week by the American College of Emergency Physicians (ACEP), its founder and sponsor;

**NOW, THEREFORE, DO WE**, Scott Korthuis, Mayor of Lynden and Small Cities Representative; Seth Fleetwood, Mayor of Bellingham; and Satpal Singh Sidhu; Whatcom County Executive, proclaim the week of May 21 through 27, 2023 to be

**EMERGENCY MEDICAL SERVICES WEEK**

in the City of Bellingham and Whatcom County, and ask that our community join in recognizing these outstanding emergency response professionals in their employ.

Signed this 18th day of May, 2023





Satpal Singh Sidhu, County Executive    Scott Korthuis, Mayor, Small Cities Rep.    Seth Fleetwood, Mayor  
 Whatcom County    City of Lynden    City of Bellingham



